

Axiom Global Growth Portfolio

Fund category

Global Equity Balanced

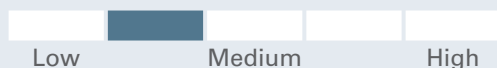
Investment objective

Axiom Global Growth Portfolio seeks to achieve long-term capital growth by investing primarily in a diversified portfolio of global equity mutual funds that provide exposure to countries in North America, Europe, the Far East, and Asia, and emerging market countries for higher growth potential, with some exposure to global fixed income securities for diversification.

Why invest?

Axiom portfolios provide a diversified investment solution with the wisdom of proven portfolio managers from around the globe.

Volatility & risk analysis



Fund details - Class A

Fund code ATL995
Inception date Mar 15, 2005
Management expense ratio 2.29%
Rebalancing frequency Dynamically
Rebalancing threshold +/- 2.5%
Min. investment \$500
Load structure Front End Charge

Fund details - Class F

Fund code ATL792
Inception date Jun 8, 2005
Management expense ratio 1.20%
Min. investment \$500
Load structure No Sales or Redem

Closed to all purchases - Elite

Fund code ATL965
Management expense ratio 1.57%
Load structure Front End Charge

Closed to all purchases - Sel

Fund code ATL941
Management expense ratio 1.99%
Load structure Front End Charge

Total assets (\$Mil) 61.1

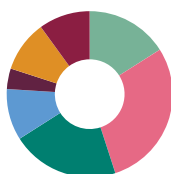
Performance as at March 31, 2024

Annual return (%)	2014	2015	2016	2017	2018	2019	2020	2021	2022	2023	YTD
Class A	8.4	8.3	2.8	12.7	-4.6	15.7	11.8	10.5	-13.7	11.1	6.3
Class F	9.9	9.9	4.1	14.0	-3.5	17.0	13.0	11.7	-12.8	12.3	6.6

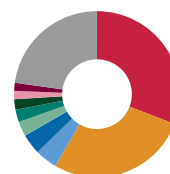
Trailing return (%)	1 mth	3 mths	6 mths	1 yr	2 yrs	3 yrs	5 yrs	10 yrs	SI
Class A	2.2	6.3	14.0	12.9	4.0	3.4	6.1	6.1	4.6
Class F	2.3	6.6	14.6	14.2	5.1	4.5	7.2	7.4	6.0

Dist. \$	Mar	Feb	Jan	Dec	Nov	Oct	Sep	Aug	Jul	Jun	May
Class A	-	-	-	-	-	-	-	-	-	-	-
Class F	-	-	-	-	-	-	-	-	-	-	-

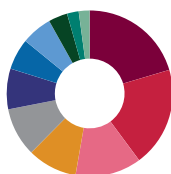
Portfolio analysis as at March 31, 2024



Target asset allocations*	(%)
Canadian Equity	16.00
US Equity	29.00
International Equity	21.00
Emerging Markets Equity	10.00
Canadian Monthly Income	4.00
Canadian Fixed Income	10.00
Global Bond	10.00



Geographic allocation*	(%)
United States	30.86
Canada	27.53
United Kingdom	4.28
Japan	4.04
France	2.84
China	2.44
Switzerland	2.06
India	1.60
Germany	1.57
Other	22.78



Sector allocation	(%)
Financials	20.41
Information Technology	19.45
Industrials	12.90
Consumer Discretionary	9.68
Health Care	9.49
Energy	7.91
Communication Services	6.07
Materials	5.98
Consumer Staples	3.71
Utilities	2.26
Real Estate	2.13

Axiom Global Growth Portfolio

Investment managers

CIBC Asset Management Inc.

AllianceBernstein Canada Inc.

Barrantagh Investment Management Inc.

Brandywine Global Investment Management LLC

Canso Investment Counsel Ltd.

CIBC Private Wealth Advisors Inc.

Connor, Clark & Lunn Investment Management Ltd.

Guardian Capital LP

Morgan Stanley Investment Management Inc.

PIMCO

Sophus Capital

WCM Investment Management

Top underlying pools (%)

CIBC U.S. Equity Private Pool	29.23
CIBC International Equity Private Pool	21.18
CIBC Canadian Equity Private Pool	16.31
CIBC Emerging Markets Equity Private Pool	10.08
CIBC Global Bond Private Pool	9.59
CIBC Canadian Fixed Income Private Pool	9.10
CIBC Equity Income Private Pool	4.10

Top holdings (%)

Cash & Equivalents	7.75
Microsoft Corp. Com	2.14
Amazon.com Inc. Com	1.56
Alphabet Inc. Cl A	1.40
NVIDIA Corp. Com	1.22
Royal Bank of Canada Com	1.18
Apple Inc. Com	1.04
Taiwan Semiconductor Manufacturing Co. Ltd. Shs	0.95
Canadian Pacific Kansas City Limited Com	0.83
United States Treasury Note, 3.5%, 2/15/2033	0.81

More holdings details Total

Number of Portfolio Holdings	7
------------------------------	---

For more information, please contact your CIBC Asset Management representative or visit renaissanceinvestments.ca

Axiom Global Growth Portfolio

* Due to rounding, amounts presented herein may not add up precisely to the total.

This document is provided for informational purposes only and is not intended to provide financial, investment, tax, legal or accounting advice, and should not be relied upon in that regard or be considered predictive of any future market performance. Any information or discussion about the current characteristics of this fund or how the portfolio manager is managing the fund that is supplementary to information in the prospectus is not a discussion about material investment objectives or strategies, but solely a discussion of the current characteristics or manner of fulfilling the investment objectives and strategies, and is subject to change without notice. You should not act or rely on the information without seeking the advice of a professional. Commissions, trailing commissions, management fees, and expenses all may be associated with mutual fund investments.

Please read the Axiom Portfolios simplified prospectus before investing. Mutual funds are not guaranteed, their values change frequently, and past performance may not be repeated. ®Axiom, Axiom Portfolios and Renaissance Investments are registered trademarks of CIBC Asset Management Inc. Renaissance Investments is offered by CIBC Asset Management Inc.

The material and/or its contents may not be reproduced without the express written consent of CIBC Asset Management Inc.

©2022 Data Front. All Rights Reserved. The information contained herein: (1) is proprietary to Data Front and/or its content providers; (2) may not be copied or distributed; and (3) is not warranted to be accurate, complete or timely. Neither Data Front nor its content providers are responsible for any damages or losses arising from any use of this information. Past performance is no guarantee of future results. Axiom Portfolios are offered by CIBC Asset Management Inc.

™Axiom and Axiom Portfolios are registered trademarks of CIBC Asset Management Inc.