

## Axiom Long-Term Growth Portfolio

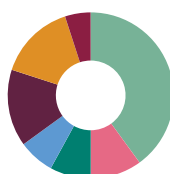
### Performance as at May 31, 2024

Annual return (%)	2014	2015	2016	2017	2018	2019	2020	2021	2022	2023	YTD
Class A	7.0	-0.4	8.5	9.3	-7.9	16.5	7.8	12.9	-10.0	8.2	5.7
Class F	8.5	0.9	9.9	10.5	-6.8	17.9	9.1	14.2	-8.9	9.5	6.2

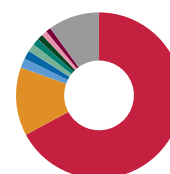
Trailing return (%)	1 mth	3 mths	6 mths	1 yr	2 yrs	3 yrs	5 yrs	10 yrs	SI
Class A	2.5	3.0	8.8	12.5	4.6	2.9	6.0	4.9	4.6
Class F	2.6	3.3	9.4	13.8	5.8	4.0	7.2	6.1	6.0

Dist. \$	May	Apr	Mar	Feb	Jan	Dec	Nov	Oct	Sep	Aug	Jul	Jun
Class A	-	-	-	-	-	0.1797	-	-	-	-	-	-
Class F	-	-	-	-	-	0.4205	-	-	-	-	-	-

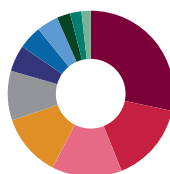
### Portfolio analysis as at May 31, 2024



Target asset allocations*	(%)
Canadian Equity	40.00
US Equity	10.00
International Equity	8.00
Emerging Markets Equity	7.00
Canadian Monthly Income	15.00
Canadian Fixed Income	15.00
Global Bond	5.00



Geographic allocation*	(%)
Canada	67.16
United States	13.29
United Kingdom	1.86
China	1.70
Japan	1.52
France	1.32
Taiwan	1.15
India	1.06
South Korea	0.99
Other	9.96



Sector allocation	(%)
Financials	28.32
Energy	15.61
Industrials	13.64
Information Technology	12.24
Materials	9.65
Consumer Discretionary	5.15
Communication Services	4.56
Health Care	4.20
Utilities	2.63
Consumer Staples	2.20
Real Estate	1.79

### Fund category

Canadian Equity Balanced

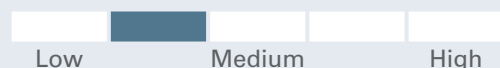
### Investment objective

Axiom Long-Term Growth Portfolio seeks to achieve long-term capital growth by investing primarily in a diversified portfolio of equity mutual funds for higher growth potential, with some exposure to fixed income securities for diversification.

### Why invest?

Axiom portfolios provide a diversified investment solution with the wisdom of proven portfolio managers from around the globe.

### Volatility & risk analysis



### Fund details - Class A

Fund code	ATL992
Inception date	Mar 15, 2005
Management expense ratio	2.24%
Rebalancing frequency	Dynamically
Rebalancing threshold	+/- 2.5%
Min. investment	\$500
Load structure	Front End Charge

### Fund details - Class F

Fund code	ATL791
Inception date	May 3, 2005
Management expense ratio	1.10%
Min. investment	\$500
Load structure	No Sales or Redem

### Closed to all purchases - Elite

Fund code	ATL959
Management expense ratio	1.66%
Load structure	Front End Charge

### Closed to all purchases - Sel

Fund code	ATL935
Management expense ratio	2.08%
Load structure	Front End Charge

Total assets (\$Mil) 71.6

## Axiom Long-Term Growth Portfolio

### Investment managers

**CIBC Asset Management Inc.**

**AllianceBernstein Canada Inc.**

**Barrantagh Investment Management Inc.**

**Brandywine Global Investment Management LLC**

**Canso Investment Counsel Ltd.**

**CIBC Private Wealth Advisors Inc.**

**Connor, Clark & Lunn Investment Management Ltd.**

**Guardian Capital LP**

**Morgan Stanley Investment Management Inc.**

**PIMCO**

**Victory Capital Management**

**WCM Investment Management**

### Top underlying pools (%)

CIBC Canadian Equity Private Pool	40.33
CIBC Equity Income Private Pool	15.10
CIBC Canadian Fixed Income Private Pool	14.52
CIBC U.S. Equity Private Pool	9.86
CIBC International Equity Private Pool	8.02
CIBC Emerging Markets Equity Private Pool	6.82
CIBC Global Bond Private Pool	4.98

### Top holdings (%)

Cash & Equivalents	5.35
Royal Bank of Canada Com	3.55
Canadian Natural Resources Ltd. Com	1.88
Constellation Software Inc. Com	1.86
Toronto-Dominion Bank Com New	1.71
Manulife Financial Corporation Com	1.70
Enbridge Inc. Com	1.61
Canadian National Railway Company Com	1.59
Canadian Pacific Kansas City Limited Com	1.49
Bank of Montreal Com	1.43

### More holdings details **Total**

Number of Portfolio Holdings	7
------------------------------	---

For more information, please contact your CIBC Asset Management representative or visit [renaissanceinvestments.ca](http://renaissanceinvestments.ca)

## Axiom Long-Term Growth Portfolio

\* Due to rounding, amounts presented herein may not add up precisely to the total.

This document is provided for informational purposes only and is not intended to provide financial, investment, tax, legal or accounting advice, and should not be relied upon in that regard or be considered predictive of any future market performance. Any information or discussion about the current characteristics of this fund or how the portfolio manager is managing the fund that is supplementary to information in the prospectus is not a discussion about material investment objectives or strategies, but solely a discussion of the current characteristics or manner of fulfilling the investment objectives and strategies, and is subject to change without notice. You should not act or rely on the information without seeking the advice of a professional. Commissions, trailing commissions, management fees, and expenses all may be associated with mutual fund investments.

Please read the Axiom Portfolios simplified prospectus before investing. Mutual funds are not guaranteed, their values change frequently, and past performance may not be repeated. ®Axiom, Axiom Portfolios and Renaissance Investments are registered trademarks of CIBC Asset Management Inc. Renaissance Investments is offered by CIBC Asset Management Inc.

The material and/or its contents may not be reproduced without the express written consent of CIBC Asset Management Inc.

©2024 Data Front. All Rights Reserved. The information contained herein: (1) is proprietary to Data Front and/or its content providers; (2) may not be copied or distributed; and (3) is not warranted to be accurate, complete or timely. Neither Data Front nor its content providers are responsible for any damages or losses arising from any use of this information. Past performance is no guarantee of future results. Axiom Portfolios are offered by CIBC Asset Management Inc.

™Axiom and Axiom Portfolios are registered trademarks of CIBC Asset Management Inc.