



## CIBC Flexible Yield ETF (CAD-Hedged)

### Fund category

High Yield Fixed Income

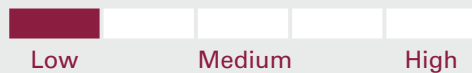
### Investment objective

CIBC Flexible Yield ETF (CAD-Hedged) seeks to generate long-term total return and current income by investing primarily in high yielding debt and investment grade fixed income securities of issuers located anywhere in the world. Exposure to these types of securities will be obtained by investing primarily in Renaissance Flexible Yield Fund (or its successor fund), and/or by investing directly in the securities.

### Why invest?

An easy-to-use, low-cost way to invest

### Volatility & risk analysis



### Fund details

Ticker	CFLX
CUSIP	12546R106
Stock Exchange	TSX
Inception date	Jan 27, 2020
Currency	CAD
Units Outstanding	1,665,000.0
NAV / Unit	16.96
Market Price / Unit	16.97
Management Fee %	0.70
Management expense ratio %	0.77
Distribution Yield %	5.66
Trailing Distribution Yield %	6.29
Total assets \$mil	28.2

### Performance as at March 31, 2025

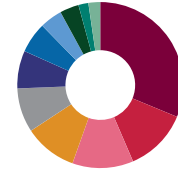
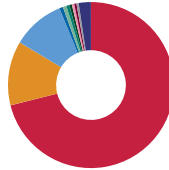
Annual return (%)	2015	2016	2017	2018	2019	2020	2021	2022	2023	2024	YTD
ETF	-	-	-	-	-	-	3.7	-9.2	6.3	7.0	1.4

Trailing return (%)	1 mth	3 mths	6 mths	1 yr	2 yrs	3 yrs	5 yrs	10 yrs	SI
ETF	0.1	1.4	2.1	6.2	6.7	2.7	5.1	-	1.9

### Portfolio analysis as at March 31, 2025

\* Due to rounding, amounts presented herein may not add up precisely to the total.



Geographic allocation*	(%)	Fixed income breakdown	(%)
United States	71.07	U.S. Mortgage-Backed Securities	31.25
Cayman Islands	12.51	U.S. Asset-Backed Securities	12.31
Canada	10.19	International Asset-Backed Securities	11.89
Peru	0.74	U.S. Government Bonds	10.30
Mexico	0.69	U.S. Corporate Bonds	8.60
Jersey	0.58	Bank Loans	7.36
Luxembourg	0.49	Canadian Corporate Bonds	5.99
Colombia	0.48	International Corporate Bonds	4.35
India	0.44	U.S. High Yield Bonds	3.71
Chile	0.42	International High Yield Bonds	1.94
Other	2.38	Other	2.30



## CIBC Flexible Yield ETF (CAD-Hedged)

### Investment managers

CIBC Asset Management Inc.

Top holdings	(%)
Cash & Equivalents	16.78
United States Treasury Note, 0.75%, 4/30/2026	6.97
United States Treasury Note, 1.25%, 12/31/2026	2.34
FHLMC Multiclass Mortgage Trust, 4.86%, 8/15/2057	1.29
Firstkey Homes 2021-SFR1 Trust, 3.24%, 8/17/2026	1.01
Connecticut Avenue Securities Trust 2024-R02, 6.84%, 2/25/2044	0.92
Wind River 2021-4 Clo Ltd. (FRN), 6.71%, 1/20/2035	0.90
Sound Point Clo Xxxii Ltd (FRN), 5.71%, 10/25/2034	0.88
Progress Residential 2024-SFR2 Trust, 3.4%, 4/17/2041	0.71
Federal National Mortgage Association Guaranteed Mortgage - Pool Number Cb9973, 5.5%, 2/1/2055	0.67

More holdings details	Total
Total Number of Holdings	1064

For more information, please contact your advisor or visit [cibc.com](https://www.cibc.com)



## CIBC Flexible Yield ETF (CAD-Hedged)

CIBC ETFs are managed by CIBC Asset Management Inc. ("CAMI"), a subsidiary of Canadian Imperial Bank of Commerce. Commissions, management fees and expenses all may be associated with investments in exchange traded funds (ETFs). Please read the CIBC ETFs prospectus and ETF Facts document before investing. To obtain a copy, call 1-888-888-3863, ask your advisor or visit [CIBC.com/etfs](http://CIBC.com/etfs). ETFs are not guaranteed, their values change frequently and past performance may not be repeated.

CIBC Asset Management and the CIBC logo are trademarks of CIBC, used under license.

The material and/or its contents may not be reproduced without the express written consent of CIBC Asset Management Inc.

©2025 Data Front. All Rights Reserved. The information contained herein: (1) is proprietary to Data Front and/or its content providers; (2) may not be copied or distributed; and (3) is not warranted to be accurate, complete or timely. Neither Data Front nor its content providers are responsible for any damages or losses arising from any use of this information. Past performance is no guarantee of future results.

CIBC Mutual Funds are managed by CIBC. The CIBC logo is a registered trademark of Canadian Imperial Bank of Commerce.