



## CIBC Global Growth Balanced Fund

### Fund category

Global Equity Balanced


### Investment objective

To seek long term capital appreciation and income by investing primarily in a diversified portfolio of equity and fixed income securities from around the world either directly or indirectly through investments in units of mutual funds.

### Why invest?

Multiple source of alpha and expected return and diversification benefits

### Volatility & risk analysis



### Fund details - Class A

Fund code	ATL5086
Inception date	Dec 4, 2023
Min. investment	\$500
Load structure	No Sales or Redem

### Fund details - Class F

Fund code	ATL5087
Inception date	Dec 4, 2023
Min. investment	\$500
Load structure	No Sales or Redem

Total assets \$mil 55.3

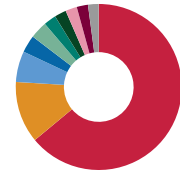
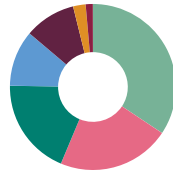
### Performance

This information is not available as this is a new fund

### Portfolio analysis as at September 30, 2024

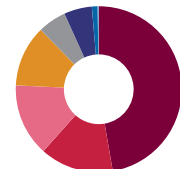
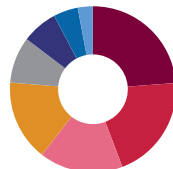
**Investment Style:** Bottom-up, growth

\* Due to rounding, amounts presented herein may not add up precisely to the total.



Asset allocation*	(%)
U.S. Equity	36.16
International Equity	23.09
Canadian Bonds	19.92
Global Bonds	11.49
U.S. Bonds	10.51
Canadian Equity	2.56
Other	1.49

Geographic allocation*	(%)
United States	67.56
Canada	12.67
United Kingdom	6.35
France	3.58
Japan	3.56
Ireland	2.58
Switzerland	2.41
Taiwan	2.38
Europe	2.32
Denmark	2.19
Other	-5.59



Sector allocation	(%)
Information Technology	23.81
Health Care	20.43
Industrials	16.31
Consumer Discretionary	15.75
Financials	9.02
Consumer Staples	6.96
Materials	4.79
Communication Services	2.94

Fixed income breakdown	(%)
Securitized	47.31
International Corporate Bonds	14.34
U.S. Government Bonds	14.11
International Government Bonds	11.95
U.S. High Yield Bonds	5.52
U.S. Investment Grade Bonds	5.45
Foreign Bonds	1.12
Canadian Government Bonds	0.19
Canadian Corporate Bonds	0.02



## CIBC Global Growth Balanced Fund

### Investment managers

**Walter Scott & Partners Ltd.**

**PIMCO**

**CIBC Asset Management Inc.**

### **Top underlying funds** (%)

Renaissance Global Growth Fund	64.25
PIMCO Monthly Income Fund	24.64
CIBC Global Bond Fund	9.27

### **Top holdings** (%)

PIMCO Monthly Income Fund	24.64
Cash & Equivalents	3.24
Microsoft Corp. Com	2.42
Taiwan Semiconductor Manufacturing Co. Ltd. Sponsored ADR Sponsored Adr	2.38
Novo Nordisk A/S Almindelig Aktie B	2.18
Amphenol Corp. CI A	2.02
Mastercard Inc. CI A	1.85
Linde PLC Shs	1.84
Industria de Diseño Textil, S.A. Shs New	1.72
AIA Group Ltd. Shs	1.67

### **More holdings details** **Total**

Number of Portfolio Holdings	3
------------------------------	---

For more information, please contact your advisor or visit [cibc.com](http://cibc.com)



## CIBC Global Growth Balanced Fund

Please refer to the Annual/Interim Management Reports of Fund Performance for further details.

CIBC Securities Inc. is a wholly-owned subsidiary of Canadian Imperial Bank of Commerce (CIBC) and is the principal distributor of the CIBC Mutual Funds. This document is provided for informational purposes only and is not intended to provide specific financial, investment, tax, legal or accounting advice for you, and should not be relied upon in that regard or be considered predictive of any future market performance. Any information or discussion about the current characteristics of this fund or how the portfolio manager is managing the fund that is supplementary to information in the prospectus is not a discussion about material investment objectives or strategies, but solely a discussion of the current characteristics or manner of fulfilling the investment objectives and strategies, and is subject to change without notice. You should not act or rely on the information without seeking the advice of a professional. All opinions and estimates expressed in this document are as of the date of publication unless otherwise indicated, and are subject to change. Commissions, trailing commissions, management fees and expenses all may be associated with mutual fund investments. Please read the CIBC Mutual Funds and CIBC Family of Portfolios simplified prospectus before investing. To obtain a copy, call CIBC Securities Inc. at 1-800-465-FUND (3863) or ask your advisor. Mutual funds are not guaranteed, their values change frequently and past performance may not be repeated. The indicated rates of return are the historical annual compounded total returns, including changes in unit value and reinvestment of all distributions, but do not take into account sales, redemption, distribution or optional charges or income taxes payable by any unitholder that would have reduced returns.

The CIBC logo is a trademark of CIBC.

The material and/or its contents may not be reproduced without the express written consent of CIBC Asset Management Inc.

©2024 Data Front. All Rights Reserved. The information contained herein: (1) is proprietary to Data Front and/or its content providers; (2) may not be copied or distributed; and (3) is not warranted to be accurate, complete or timely. Neither Data Front nor its content providers are responsible for any damages or losses arising from any use of this information. Past performance is no guarantee of future results.

CIBC Mutual Funds are managed by CIBC. The CIBC logo is a registered trademark of Canadian Imperial Bank of Commerce.