



CIBC Sustainable Conservative Balanced Solution

Fund category

Global Fixed Income Balanced

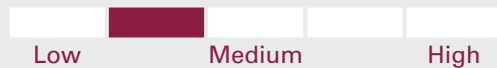
Investment objective

CIBC Sustainable Conservative Balanced Solution seeks to achieve a combination of income and some long-term capital growth by investing primarily in Canadian, U.S. and international equities and fixed income securities, either directly or indirectly through investment in other mutual funds and exchange-traded funds and to follow a socially responsible approach to investing.

Why invest?

A sustainable conservative balanced investment solution that reflect the core principles of responsible investing.

Volatility & risk analysis



Fund details - Series A

Fund code	CIB364
Inception date	Jul 5, 2021
Management expense ratio	2.03%
Min. investment	\$500
Load structure	No Sales or Redem

Fund details - Series F

Fund code	CIB365
Inception date	Jul 5, 2021
Management expense ratio	0.86%
Min. investment	\$500
Load structure	No Sales or Redem

Total assets \$mil 5.7

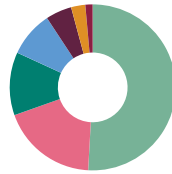
Performance as at May 31, 2024

Annual return (%)	2014	2015	2016	2017	2018	2019	2020	2021	2022	2023	YTD
Series A	-	-	-	-	-	-	-	-	-14.4	7.0	0.9

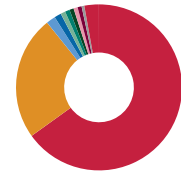
Trailing return (%)	1 mth	3 mths	6 mths	1 yr	2 yrs	3 yrs	5 yrs	10 yrs	SI
Series A	1.9	0.5	3.8	4.8	3.2	-	-	-	-1.6

Dist. \$	May	Apr	Mar	Feb	Jan	Dec	Nov	Oct	Sep	Aug	Jul	Jun
Series A	-	-	0.0108	-	-	0.0708	-	-	0.0040	-	-	0.0052

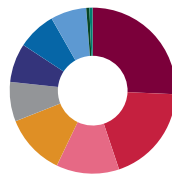
Portfolio analysis as at May 31, 2024



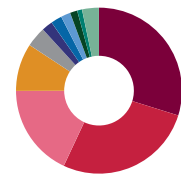
Asset allocation*	(%)
Canadian Bonds	51.58
U.S. Equity	18.97
Canadian Equity	12.46
International Equity	9.00
U.S. Bonds	5.14
Cash and Equivalents	2.80
Global Bonds	1.45



Geographic allocation*	(%)
Canada	65.09
United States	24.16
United Kingdom	1.80
Denmark	1.33
Switzerland	0.93
Japan	0.91
Spain	0.82
Germany	0.80
Netherlands	0.79
France	0.54
Other	2.83



Sector allocation	(%)
Information Technology	25.70
Financials	19.16
Industrials	12.27
Health Care	11.88
Consumer Staples	7.69
Consumer Discretionary	7.58
Materials	7.49
Communication Services	6.98
Real Estate	0.63
Utilities	0.63



Fixed income breakdown	(%)
Canadian Investment Grade Bonds	29.84
Canadian Provincial Bonds	27.15
Canadian Government Bonds	17.97
Canadian Corporate Bonds	9.31
U.S. Mortgage-Backed Securities	3.92
Canadian High Yield Bonds	2.16
U.S. High Yield Bonds	2.15
International Government Bonds	1.86
U.S. Investment Grade Bonds	1.42
U.S. Corporate Bonds	0.97
Other	3.28



CIBC Sustainable Conservative Balanced Solution

Investment managers

CIBC Asset Management Inc.

Top underlying funds	(%)
CIBC Sustainable Canadian Core Plus Bond Fund	60.53
CIBC Sustainable Global Equity Fund	28.61
CIBC Sustainable Canadian Equity Fund	11.79

Top holdings	(%)
Cash & Equivalents	2.80
Gov. of Canada, 3.00%, 6/1/2034	2.62
Microsoft Corp. Com	1.76
Canada Housing Trust No.1, 4.25%, 3/15/2034	1.76
Province of Ontario, 2.55%, 12/2/2052	1.74
Alphabet Inc. Cap Stk CI C	1.55
Province of Ontario, 3.75%, 12/2/2053	1.50
Amazon.com Inc. Com	1.35
Gov. of Canada, 1.75%, 12/1/2053	1.14
Royal Bank of Canada Com	1.11

More holdings details	Total
Number of Portfolio Holdings	3
Number of Underlying Holdings	330
Number of Stock Holdings	81
Number of Bond Holdings	249

For more information, please contact your advisor or visit [cibc.com](https://www.cibc.com)



CIBC Sustainable Conservative Balanced Solution

* Due to rounding, amounts presented herein may not add up precisely to the total.

CIBC Sustainable Investment Strategies are distributed by CIBC Securities Inc. and CIBC Investor Services Inc., each wholly-owned subsidiaries of Canadian Imperial Bank of Commerce (CIBC). CIBC Sustainable Investment Strategies are offered by CIBC. Commissions, trailing commissions, management fees and expenses all may be associated with mutual fund investments. Mutual funds are not guaranteed, their values change frequently and past performance may not be repeated. The indicated rates of return are the historical annual compounded total returns as of the state date, including changes in unit value and reinvestment of all distributions, but do not take into account sales, redemption, distribution or optional charges or income taxes payable by any unitholder that would have reduced returns. Please read the prospectus before investing. To obtain a copy, call CIBC Securities Inc. at 1-800-465-FUND (3863). Alternatively, you may obtain a copy from your advisor.

CIBC Asset Management and the CIBC logo are trademarks of CIBC, used under license.

The material and/or its contents may not be reproduced without the express written consent of CIBC Asset Management Inc.

©2024 Data Front. All Rights Reserved. The information contained herein: (1) is proprietary to Data Front and/or its content providers; (2) may not be copied or distributed; and (3) is not warranted to be accurate, complete or timely. Neither Data Front nor its content providers are responsible for any damages or losses arising from any use of this information. Past performance is no guarantee of future results.

CIBC Mutual Funds are managed by CIBC. The CIBC logo is a registered trademark of Canadian Imperial Bank of Commerce.