



## CIBC Sustainable Canadian Core Plus Bond Fund

### Fund category

Canadian Fixed Income

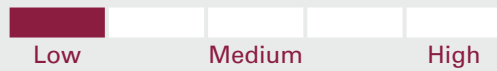
### Investment objective

CIBC Sustainable Canadian Core Plus Bond Fund seeks to achieve a high level of income and some capital growth by investing in a diversified portfolio comprised primarily of fixed income securities issued by Canadian governments and corporations, and to follow a socially responsible approach to investing.

### Why invest?

A sustainable Canadian fixed income investment solution that reflect the core principles of responsible investing.

### Volatility & risk analysis



### Fund details - Series A

Fund code	CIB304
Inception date	Jul 5, 2021
Management expense ratio	1.13%
Min. investment	\$500
Load structure	No Sales or Redem

### Fund details - Series F

Fund code	CIB305
Inception date	Jul 5, 2021
Management expense ratio	0.48%
Min. investment	\$500
Load structure	No Sales or Redem

Total assets \$mil 21.7

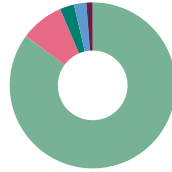
### Performance as at May 31, 2024

Annual return (%)	2014	2015	2016	2017	2018	2019	2020	2021	2022	2023	YTD
Series A	-	-	-	-	-	-	-	-	-13.4	6.4	-1.5

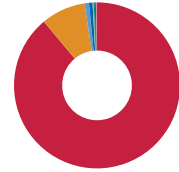
Trailing return (%)	1 mth	3 mths	6 mths	1 yr	2 yrs	3 yrs	5 yrs	10 yrs	SI
Series A	1.7	0.1	2.0	2.4	1.2	-	-	-	-3.2

Dist. \$	May	Apr	Mar	Feb	Jan	Dec	Nov	Oct	Sep	Aug	Jul	Jun
Series A	0.0238	0.0215	0.0191	0.0201	0.0174	0.0329	0.0196	0.0179	0.0164	0.0181	0.0168	0.0182

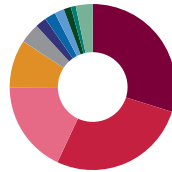
### Portfolio analysis as at May 31, 2024



Asset allocation*	(%)
Canadian Bonds	85.22
U.S. Bonds	8.49
Cash and Equivalents	2.79
Global Bonds	2.39
Canadian Equity	1.24



Geographic allocation*	(%)
Canada	88.53
United States	8.58
United Kingdom	0.85
Australia	0.71
South Africa	0.21
Poland	0.21
Indonesia	0.20
Singapore	0.14
Cayman Islands	0.08



Fixed income breakdown	(%)
Canadian Investment Grade Bonds	29.84
Canadian Provincial Bonds	27.15
Canadian Government Bonds	17.97
Canadian Corporate Bonds	9.31
U.S. Mortgage-Backed Securities	3.92
Canadian High Yield Bonds	2.16
U.S. High Yield Bonds	2.15
International Government Bonds	1.86
U.S. Investment Grade Bonds	1.42
U.S. Corporate Bonds	0.97
Other	3.28



## CIBC Sustainable Canadian Core Plus Bond Fund

### Investment managers

CIBC Asset Management Inc.

Top holdings	(%)
Gov. of Canada, 3.00%, 6/1/2034	4.33
Canada Housing Trust No.1, 4.25%, 3/15/2034	2.90
Province of Ontario, 2.55%, 12/2/2052	2.88
Cash & Equivalents	2.79
Province of Ontario, 3.75%, 12/2/2053	2.48
Gov. of Canada, 1.75%, 12/1/2053	1.88
Province of Ontario, 4.65%, 6/2/2041	1.68
Province of Ontario, 4.6%, 6/2/2039	1.62
Canada Housing Trust No.1, 3.6%, 12/15/2027	1.57
Province of Ontario, 2.9%, 12/2/2046	1.41

More holdings details	Total
Number of Underlying Holdings	249
Number of Bond Holdings	249

For more information, please contact your advisor or visit [cibc.com](http://cibc.com)



## CIBC Sustainable Canadian Core Plus Bond Fund

\* Due to rounding, amounts presented herein may not add up precisely to the total.

CIBC Sustainable Investment Strategies are distributed by CIBC Securities Inc. and CIBC Investor Services Inc., each wholly-owned subsidiaries of Canadian Imperial Bank of Commerce (CIBC). CIBC Sustainable Investment Strategies are offered by CIBC. Commissions, trailing commissions, management fees and expenses all may be associated with mutual fund investments. Mutual funds are not guaranteed, their values change frequently and past performance may not be repeated. The indicated rates of return are the historical annual compounded total returns as of the state date, including changes in unit value and reinvestment of all distributions, but do not take into account sales, redemption, distribution or optional charges or income taxes payable by any unitholder that would have reduced returns. Please read the prospectus before investing. To obtain a copy, call CIBC Securities Inc. at 1-800-465-FUND (3863). Alternatively, you may obtain a copy from your advisor.

CIBC Asset Management and the CIBC logo are trademarks of CIBC, used under license.

The material and/or its contents may not be reproduced without the express written consent of CIBC Asset Management Inc.

©2024 Data Front. All Rights Reserved. The information contained herein: (1) is proprietary to Data Front and/or its content providers; (2) may not be copied or distributed; and (3) is not warranted to be accurate, complete or timely. Neither Data Front nor its content providers are responsible for any damages or losses arising from any use of this information. Past performance is no guarantee of future results.

CIBC Mutual Funds are managed by CIBC. The CIBC logo is a registered trademark of Canadian Imperial Bank of Commerce.