

Renaissance Optimal Conservative Income Portfolio

Fund category

Canadian Fixed Income Balanced

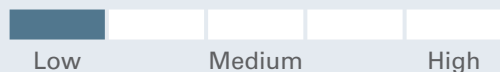
Investment objective

Renaissance Optimal Conservative Income Portfolio seeks to generate a high level of income with some potential for capital appreciation by investing primarily in units of Canadian and global mutual funds.

Why invest?

Exposure to a domestically tilted portfolio (80 /20) that is primarily focused on income and low volatility.

Volatility & risk analysis



Fund details - Class A

Fund code ATL2910
 Inception date Sep 16, 2013
 Management expense ratio 1.63%
 Min. investment \$500
 Load structure Front End Charge

Fund details - Class F

Fund code ATL2913
 Inception date Oct 17, 2013
 Management expense ratio 0.80%
 Min. investment \$500
 Load structure No Sales or Redem

Closed to all purchases - Elite

Fund code ATL2930
 Management expense ratio 1.16%
 Load structure Front End Charge

Closed to all purchases - Sel

Fund code ATL2921
 Management expense ratio 1.40%
 Load structure Front End Charge
 Total assets (\$Mil) 54.8

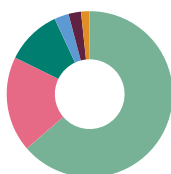
Performance as at March 31, 2024

Annual return (%)	2014	2015	2016	2017	2018	2019	2020	2021	2022	2023	YTD
Class A	7.0	2.1	4.6	1.8	-1.8	8.2	5.7	1.1	-9.4	5.9	0.3
Class F	7.7	2.8	5.2	2.5	-1.0	9.1	6.5	1.9	-8.6	6.8	0.5

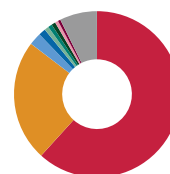
Trailing return (%)	1 mth	3 mths	6 mths	1 yr	2 yrs	3 yrs	5 yrs	10 yrs	SI
Class A	1.0	0.3	7.0	3.3	0.4	-0.2	1.2	2.1	2.5
Class F	1.0	0.5	7.4	4.1	1.2	0.6	2.0	2.9	3.2

Dist. \$	Mar	Feb	Jan	Dec	Nov	Oct	Sep	Aug	Jul	Jun	May	Apr
Class A	0.0293	0.0136	0.0160	0.0567	0.0128	0.0132	0.0280	0.0126	0.0115	0.0294	0.0118	0.0109
Class F	0.0359	0.0204	0.0259	0.0601	0.0195	0.0191	0.0331	0.0198	0.0174	0.0358	0.0186	0.0170

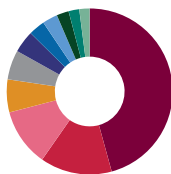
Portfolio analysis as at March 31, 2024



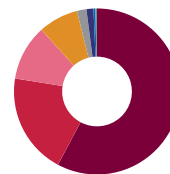
Asset allocation*	(%)
Canadian Equity	64.02
U.S. Equity	18.67
International Equity	10.90
Cash and Equivalents	2.80
U.S. Bonds	2.46
Canadian Bonds	1.66
Global Bonds	0.03



Geographic allocation*	(%)
Canada	61.75
United States	23.64
United Kingdom	2.42
France	1.39
Spain	0.83
Netherlands	0.80
Japan	0.78
Germany	0.61
Australia	0.51
Other	7.29



Sector allocation	(%)
Financials	45.74
Energy	13.98
Utilities	11.24
Industrials	6.41
Communication Services	5.72
Real Estate	4.32
Information Technology	3.16
Consumer Discretionary	2.97
Health Care	2.36
Consumer Staples	2.09
Materials	2.01



Fixed income breakdown	(%)
U.S. Mortgage-Backed Securities	57.82
Canadian Mortgage-Backed Securities	19.70
Securitized	10.83
Canadian Asset-Backed Securities	7.77
Preferred Shares	1.84
U.S. Bond Funds	1.36
International Asset-Backed Securities	0.39
International Mortgage-Backed Securities	0.18
U.S. Asset-Backed Securities	0.11

Renaissance Optimal Conservative Income Portfolio

Investment managers

CIBC Asset Management Inc.

Ares Management LLC

Brandywine Global Investment Management LLC

Maple-Brown Abbott Ltd.

Wellington Management Canada LLC

Top underlying funds (%)

CIBC Canadian Bond Fund	45.58
CIBC Short-Term Income Fund	16.90
CIBC Global Bond Private Pool	8.30
CIBC Canadian Dividend Fund	6.35
CIBC Global Infrastructure Fund	6.18
CIBC High-Yield Bond Fund	6.17
CIBC Floating Rate Income Fund	4.09
CIBC U.S. Equity Income Fund	3.19
CIBC International Dividend Fund	3.11

Top holdings (%)

Cash & Equivalents	2.80
Province of Ontario Ont Prov 3.6% Mtn S256 030828, 3.6%, 3/8/2028	1.38
Gov. of Canada Bd, 1.75%, 12/1/2053	1.37
Gov. of Canada Bd Dtd 04/21/2023, 3.25%, 9/1/2028	1.32
Canada Housing Trust No.1	1.00
Canada Mtg Bd Ser 77, 2.35%, 6/15/2027	
Gov. of Canada Bd Ser K528, 1.25%, 3/1/2025	0.84
Province of Ontario Tranche, 3.65%, 6/2/2033	0.84
Province of Ontario Ont Prov 2.55% Dmtn252 120252, 2.55%, 12/2/2052	0.82
Province of Ontario Ont Prov 3.75% Dmtn255 120253, 3.75%, 12/2/2053	0.81
Province of Ontario Bd Ser Dmtn228, 2.9%, 12/2/2046	0.79

More holdings details Total

Number of Portfolio Holdings	9
------------------------------	---

For more information, please contact your CIBC Asset Management representative or visit renaissanceinvestments.ca

Renaissance Optimal Conservative Income Portfolio

* Due to rounding, amounts presented herein may not add up precisely to the total.

Renaissance Investments is offered by CIBC Asset Management Inc. The views expressed in this document are the views of CIBC Asset Management Inc. and are subject to change at any time. CIBC Asset Management Inc. does not undertake any obligation or responsibility to update such opinions. This document is provided for general informational purposes only and does not constitute financial, investment, tax, legal or accounting advice nor does it constitute an offer or solicitation to buy or sell any securities referred to. Individual circumstances and current events are critical to sound investment planning; anyone wishing to act on this document should consult with his or her advisor. All opinions and estimates expressed in this document are as of the date of publication unless otherwise indicated, and are subject to change.

®Renaissance Investments is a registered trademark of CIBC Asset Management Inc. The material and/or its contents may not be reproduced without the express written consent of CIBC Asset Management Inc.

©2022 Data Front. All Rights Reserved. The information contained herein: (1) is proprietary to Data Front and/or its content providers; (2) may not be copied or distributed; and (3) is not warranted to be accurate, complete or timely. Neither Data Front nor its content providers are responsible for any damages or losses arising from any use of this information. Past performance is no guarantee of future results.

®Renaissance Investments is offered by and is a registered trademark of CIBC Asset Management Inc. All fund performance is reported net of fees, benchmark data is reported gross of fees. This may impact a direct comparison between the fund and its benchmark.