

Renaissance Canadian All-Cap Equity Fund

Fund category

Canadian Equity

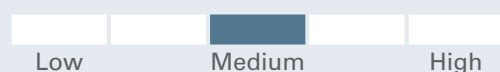
Investment objective

Renaissance Canadian All-Cap Equity Fund seeks to achieve long-term investment returns through capital growth, by investing primarily in equity securities of Canadian issuers.

Why invest?

Diversified Canadian equity exposure across market capitalizations

Volatility & risk analysis



Fund details - Class A

Fund code	ATL1023
Inception date	Sep 26, 2011
Management expense ratio	2.17%
Min. investment	\$500
Load structure	Front End Charge

Fund details - Class F

Fund code	ATL068
Inception date	Oct 13, 2011
Management expense ratio	0.94%
Min. investment	\$500
Load structure	No Sales or Redem
Total assets (\$Mil)	252.8

Performance as at April 30, 2024

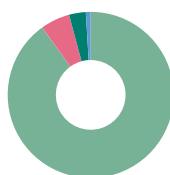
Annual return (%)	2014	2015	2016	2017	2018	2019	2020	2021	2022	2023	YTD
Class A	4.8	-7.5	11.8	8.2	-12.7	26.1	5.7	19.2	-6.9	9.2	4.1
Class F	6.2	-6.2	13.4	9.6	-11.6	27.7	7.0	20.7	-5.7	10.5	4.5

Trailing return (%)	1 mth	3 mths	6 mths	1 yr	2 yrs	3 yrs	5 yrs	10 yrs	SI
Class A	-2.6	2.8	15.9	8.8	3.1	5.2	7.6	4.7	6.3
Class F	-2.5	3.2	16.7	10.2	4.4	6.6	9.0	6.1	7.4

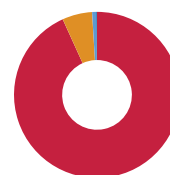
Dist. \$	Apr	Mar	Feb	Jan	Dec	Nov	Oct	Sep	Aug	Jul	Jun	May
Class A	-	-	-	-	0.1972	-	-	-	-	-	-	-
Class F	-	-	-	-	0.4294	-	-	-	-	-	-	-

Portfolio analysis as at April 30, 2024

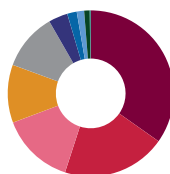
Investment Style: Bottom-up, value



Asset allocation*	(%)
Canadian Equity	91.74
U.S. Equity	5.83
Cash and Equivalents	3.34
International Equity	0.94



Geographic allocation*	(%)
Canada	93.23
United States	5.83
Bermuda	0.78
Australia	0.16



Sector allocation	(%)
Financials	34.79
Energy	20.23
Industrials	14.28
Information Technology	11.29
Materials	11.12
Communication Services	3.73
Consumer Discretionary	1.87
Utilities	1.43
Health Care	1.07
Real Estate	0.19

Renaissance Canadian All-Cap Equity Fund

Investment managers

CIBC Asset Management Inc.

Top holdings	(%)
Royal Bank of Canada Com	6.21
Toronto-Dominion Bank Com New	4.56
Shopify Inc. Cl A	4.16
Manulife Financial Corporation Com	4.03
Canadian Natural Resources Ltd. Com	3.86
Canadian Pacific Kansas City Limited Com	3.49
Cash & Equivalents	3.34
Canadian National Railway Company Com	3.27
Constellation Software Inc. Com	3.26
Enbridge Inc. Com	3.23

More holdings details	Total
Total Number of Holdings	57

For more information, please contact your CIBC Asset Management representative or visit renaissanceinvestments.ca

Renaissance Canadian All-Cap Equity Fund

* Due to rounding, amounts presented herein may not add up precisely to the total.

Renaissance Investments is offered by CIBC Asset Management Inc. The views expressed in this document are the views of CIBC Asset Management Inc. and are subject to change at any time. CIBC Asset Management Inc. does not undertake any obligation or responsibility to update such opinions. This document is provided for general informational purposes only and does not constitute financial, investment, tax, legal or accounting advice nor does it constitute an offer or solicitation to buy or sell any securities referred to. Individual circumstances and current events are critical to sound investment planning; anyone wishing to act on this document should consult with his or her advisor. All opinions and estimates expressed in this document are as of the date of publication unless otherwise indicated, and are subject to change.

®Renaissance Investments is a registered trademark of CIBC Asset Management Inc. The material and/or its contents may not be reproduced without the express written consent of CIBC Asset Management Inc.

©2024 Data Front. All Rights Reserved. The information contained herein: (1) is proprietary to Data Front and/or its content providers; (2) may not be copied or distributed; and (3) is not warranted to be accurate, complete or timely. Neither Data Front nor its content providers are responsible for any damages or losses arising from any use of this information. Past performance is no guarantee of future results.

®Renaissance Investments is offered by and is a registered trademark of CIBC Asset Management Inc. All fund performance is reported net of fees, benchmark data is reported gross of fees. This may impact a direct comparison between the fund and its benchmark.