

Renaissance Canadian Small-Cap Fund

Fund category

Canadian Small/Mid Cap Equity

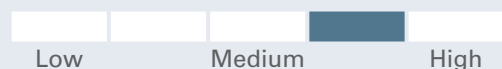
Investment objective

Renaissance Canadian Small-Cap Fund seeks above-average, long-term growth of capital by investing primarily in a diversified portfolio of equity securities of small- to medium-sized Canadian issuers.

Why invest?

Active Canadian small-cap equity exposure that can complement core Canadian equities

Volatility & risk analysis



Fund details - Class A

Fund code ATL905
 Inception date Oct 25, 1996
 Management expense ratio 2.13%
 Min. investment \$500
 Load structure Front End Charge

Fund details - Class F

Fund code ATL023
 Inception date Nov 3, 2005
 Management expense ratio 0.97%
 Min. investment \$500
 Load structure No Sales or Redem

Total assets (\$Mil) 63.3

Performance as at April 30, 2024

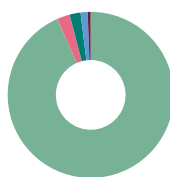
Annual return (%)	2014	2015	2016	2017	2018	2019	2020	2021	2022	2023	YTD
Class A	2.3	-7.9	17.3	-0.5	-22.6	19.2	35.7	20.7	-8.3	5.9	8.0
Class F	4.0	-6.4	19.1	0.9	-21.5	20.8	37.5	22.2	-7.3	7.1	8.5

Trailing return (%)	1 mth	3 mths	6 mths	1 yr	2 yrs	3 yrs	5 yrs	10 yrs	SI
Class A	-0.8	6.9	16.2	11.3	2.9	4.8	12.7	5.0	7.4
Class F	-0.7	7.2	16.8	12.6	4.1	6.1	14.1	6.4	8.1

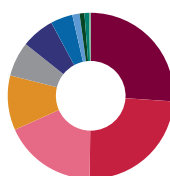
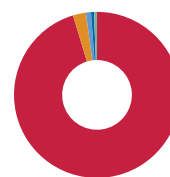
Dist. \$	Apr	Mar	Feb	Jan	Dec	Nov	Oct	Sep	Aug	Jul	Jun	May
Class A	-	-	-	-	0.6615	-	-	-	-	-	-	-
Class F	-	-	-	-	0.4594	-	-	-	-	-	-	-

Portfolio analysis as at April 30, 2024

Investment Style: Bottom-up, value/growth blend



Asset allocation*	(%)	Geographic allocation*	(%)
Canadian Equity	93.40	Canada	95.35
U.S. Equity	2.50	United States	2.50
International Equity	2.14	Netherlands	0.99
Cash and Equivalents	1.38	United Kingdom	0.59
Other	0.57	Australia	0.53
		Bermuda	0.04
		Other	0.00



Sector allocation	(%)
Materials	26.11
Energy	24.11
Industrials	18.09
Financials	10.65
Real Estate	6.74
Information Technology	6.46
Consumer Discretionary	4.29
Consumer Staples	1.40
Utilities	0.96
Health Care	0.87
Communication Services	0.33

Renaissance Canadian Small-Cap Fund

Investment managers

Connor, Clark & Lunn Investment Management Ltd.

Top holdings	(%)
Celestica Inc. Com	2.83
ARC Resources Ltd. Com	2.75
Ivanhoe Mines Ltd. Com CI A	2.68
Fairfax Financial Holdings Ltd. Sub Vtg	2.55
Headwater Exploration Inc. Com	2.39
Capstone Mining Corp. Com	2.22
Pan American Silver Corp. Com	2.19
MEG Energy Corp. Com	2.15
SNC-Lavalin Group Inc. Com	2.11
Tourmaline Oil Corp. Com	2.10

More holdings details	Total
Total Number of Holdings	113

For more information, please contact your CIBC Asset Management representative or visit renaissanceinvestments.ca

Renaissance Canadian Small-Cap Fund

* Due to rounding, amounts presented herein may not add up precisely to the total.

Renaissance Investments is offered by CIBC Asset Management Inc. The views expressed in this document are the views of CIBC Asset Management Inc. and are subject to change at any time. CIBC Asset Management Inc. does not undertake any obligation or responsibility to update such opinions. This document is provided for general informational purposes only and does not constitute financial, investment, tax, legal or accounting advice nor does it constitute an offer or solicitation to buy or sell any securities referred to. Individual circumstances and current events are critical to sound investment planning; anyone wishing to act on this document should consult with his or her advisor. All opinions and estimates expressed in this document are as of the date of publication unless otherwise indicated, and are subject to change.

®Renaissance Investments is a registered trademark of CIBC Asset Management Inc. The material and/or its contents may not be reproduced without the express written consent of CIBC Asset Management Inc.

©2024 Data Front. All Rights Reserved. The information contained herein: (1) is proprietary to Data Front and/or its content providers; (2) may not be copied or distributed; and (3) is not warranted to be accurate, complete or timely. Neither Data Front nor its content providers are responsible for any damages or losses arising from any use of this information. Past performance is no guarantee of future results.

®Renaissance Investments is offered by and is a registered trademark of CIBC Asset Management Inc. All fund performance is reported net of fees, benchmark data is reported gross of fees. This may impact a direct comparison between the fund and its benchmark.