

## Renaissance Corporate Bond Fund

### Fund category

Canadian Corporate Fixed Income

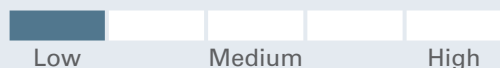
### Investment objective

Renaissance Corporate Bond Fund seeks to obtain a high level of current income by investing primarily in bonds, debentures, notes, and other debt instruments of Canadian issuers

### Why invest?

Exposure to domestic credit with monthly income distributions

### Volatility & risk analysis



### Fund details - Class A

Fund code	ATL1002
Inception date	Nov 18, 2009
Management expense ratio	1.16%
Min. investment	\$500
Load structure	Front End Charge

### Fund details - Class F

Fund code	ATL016
Inception date	Nov 18, 2009
Management expense ratio	0.61%
Min. investment	\$500
Load structure	No Sales or Redem

### Closed to all purchases - Premium

Fund code	ATL1202
Inception date	Nov 18, 2009
Management expense ratio	0.96%
Load structure	Front End Charge

### Closed to all purchases - F-Premium

Fund code	ATL1203
Inception date	Oct 2, 2012
Management expense ratio	0.43%
Load structure	No Sales or Redem
Total assets (\$Mil)	4,722.4

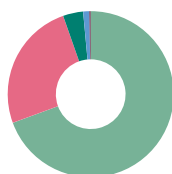
### Performance as at April 30, 2024

Annual return (%)	2014	2015	2016	2017	2018	2019	2020	2021	2022	2023	YTD
Class A	4.9	-0.0	5.1	3.1	-0.5	8.1	6.4	-0.4	-10.8	8.0	-0.5
Class F	5.8	0.8	6.0	3.9	0.2	9.0	7.2	0.3	-10.4	8.5	-0.3

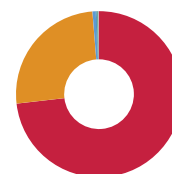
Trailing return (%)	1 mth	3 mths	6 mths	1 yr	2 yrs	3 yrs	5 yrs	10 yrs	SI
Class A	-1.1	-0.2	6.3	3.2	3.1	-0.8	0.9	1.9	2.7
Class F	-1.1	-0.1	6.6	3.7	3.6	-0.3	1.5	2.6	3.5

Dist. \$	Apr	Mar	Feb	Jan	Dec	Nov	Oct	Sep	Aug	Jul	Jun	May
Class A	0.0220	0.0220	0.0220	0.0220	0.0722	0.0210	0.0210	0.0210	0.0210	0.0210	0.0210	0.0210
Class F	0.0230	0.0230	0.0230	0.0230	0.1470	0.0220	0.0220	0.0220	0.0220	0.0220	0.0220	0.0220

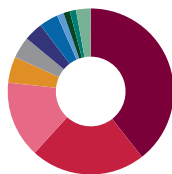
### Portfolio analysis as at April 30, 2024



Asset allocation*	(%)
Canadian Bonds	69.44
U.S. Bonds	25.22
Cash and Equivalents	3.93
Global Bonds	1.19
U.S. Equity	0.26



Geographic allocation*	(%)
Canada	73.20
United States	25.54
Australia	0.64
Jersey	0.16
Luxembourg	0.12
United Kingdom	0.10
France	0.06
Cayman Islands	0.05
Bermuda	0.04
Other	0.10



Fixed income breakdown	(%)
Canadian Investment Grade Bonds	39.44
Canadian Corporate Bonds	22.36
U.S. High Yield Bonds	14.91
U.S. Investment Grade Bonds	5.10
Canadian Provincial Bonds	4.20
U.S. Government Bonds	3.70
Canadian High Yield Bonds	3.69
U.S. Corporate Bonds	1.31
Preferred Shares	1.24
U.S. Mortgage-Backed Securities	1.22
Other	2.84

## Renaissance Corporate Bond Fund

### Investment managers

CIBC Asset Management Inc.

Top holdings	(%)
Cash & Equivalents	3.93
United States Treasury Note, 2.88%, 5/15/2043	3.55
Athene Global Funding, 2.47%, 6/9/2028	1.77
West Edmonton Mall Property Inc., 7.79%, 10/4/2027	1.57
Teranet Holdings L.P., 5.75%, 12/17/2040	1.40
SmartCentres, 3.65%, 12/11/2030	1.26
Brookfield Infrastructure Finance ULC, 4.19%, 9/11/2028	1.24
Enbridge Inc. (FRN), 5.38%, 9/27/2077	1.20
Enbridge Inc., 7.2%, 6/18/2032	1.18
Athene Global Funding, 2.1%, 9/24/2025	1.18

More holdings details	Total
Total Number of Holdings	614

For more information, please contact your CIBC Asset Management representative or visit [renaissanceinvestments.ca](http://renaissanceinvestments.ca)

## Renaissance Corporate Bond Fund

\* Due to rounding, amounts presented herein may not add up precisely to the total.

Renaissance Investments is offered by CIBC Asset Management Inc. The views expressed in this document are the views of CIBC Asset Management Inc. and are subject to change at any time. CIBC Asset Management Inc. does not undertake any obligation or responsibility to update such opinions. This document is provided for general informational purposes only and does not constitute financial, investment, tax, legal or accounting advice nor does it constitute an offer or solicitation to buy or sell any securities referred to. Individual circumstances and current events are critical to sound investment planning; anyone wishing to act on this document should consult with his or her advisor. All opinions and estimates expressed in this document are as of the date of publication unless otherwise indicated, and are subject to change.

®Renaissance Investments is a registered trademark of CIBC Asset Management Inc. The material and/or its contents may not be reproduced without the express written consent of CIBC Asset Management Inc.

©2024 Data Front. All Rights Reserved. The information contained herein: (1) is proprietary to Data Front and/or its content providers; (2) may not be copied or distributed; and (3) is not warranted to be accurate, complete or timely. Neither Data Front nor its content providers are responsible for any damages or losses arising from any use of this information. Past performance is no guarantee of future results.

®Renaissance Investments is offered by and is a registered trademark of CIBC Asset Management Inc. All fund performance is reported net of fees, benchmark data is reported gross of fees. This may impact a direct comparison between the fund and its benchmark.