

Renaissance U.S. Dollar Corporate Bond Fund

Fund category

Global Corporate Fixed Income

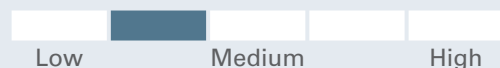
Investment objective

Renaissance U.S. Dollar Corporate Bond Fund seeks to obtain a high level of current income by investing primarily in bonds, debentures, notes, and other debt instruments of issuers located in the United States.

Why invest?

Exposure to USD credit with monthly income distributions

Volatility & risk analysis



Fund details - Class A

Fund code ATL2472
 Inception date Sep 16, 2013
 Management expense ratio 1.39%
 Min. investment \$500
 Load structure Front End Charge

Fund details - Class F

Fund code ATL2476
 Inception date Jan 22, 2014
 Management expense ratio 0.82%
 Min. investment \$500
 Load structure No Sales or Redem

Closed to all purchases - Premium

Fund code ATL2475
 Inception date Oct 22, 2013
 Management expense ratio 1.13%
 Load structure Front End Charge

Closed to all purchases - F-Premium

Fund code ATL2477
 Inception date Jul 20, 2014
 Management expense ratio 0.60%
 Load structure No Sales or Redem
 Total assets (\$Mil) 263.7

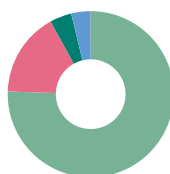
Performance as at April 30, 2024

Annual return (%)	2014	2015	2016	2017	2018	2019	2020	2021	2022	2023	YTD
Class A	5.3	-3.3	7.8	5.7	-4.2	12.9	9.4	-0.9	-16.1	8.7	-2.1
Class F	-	-2.6	8.6	6.5	-3.3	13.9	10.3	-0.1	-15.7	9.2	-1.9

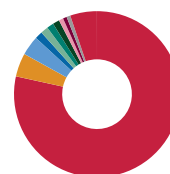
Trailing return (%)	1 mth	3 mths	6 mths	1 yr	2 yrs	3 yrs	5 yrs	10 yrs	SI
Class A	-2.3	-2.0	7.5	2.7	0.8	-3.1	0.6	1.6	2.1
Class F	-2.2	-1.9	7.8	3.2	1.3	-2.5	1.3	2.3	2.5

Dist. \$	Apr	Mar	Feb	Jan	Dec	Nov	Oct	Sep	Aug	Jul	Jun	May
Class A	0.0230	0.0230	0.0230	0.0230	0.0252	0.0220	0.0220	0.0220	0.0220	0.0220	0.0220	0.0220
Class F	0.0230	0.0230	0.0230	0.0230	0.1524	0.0220	0.0220	0.0220	0.0220	0.0220	0.0220	0.0220

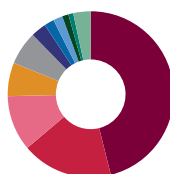
Portfolio analysis as at April 30, 2024



Asset allocation*	(%)
U.S. Bonds	75.73
Global Bonds	16.50
Canadian Bonds	4.25
Cash and Equivalents	3.75
Canadian Equity	0.05



Geographic allocation*	(%)
United States	78.46
Canada	4.59
United Kingdom	3.80
France	1.48
Luxembourg	1.45
Ireland	1.35
Japan	1.31
Denmark	0.86
Cayman Islands	0.74
Bermuda	0.74
Other	5.22



Fixed income breakdown	(%)
U.S. Investment Grade Bonds	46.10
U.S. High Yield Bonds	17.75
International Investment Grade Bonds	10.79
U.S. Government Bonds	6.54
U.S. Corporate Bonds	6.51
International High Yield Bonds	3.00
International Corporate Bonds	1.93
Canadian Investment Grade Bonds	1.81
Canadian High Yield Bonds	1.23
Bank Loans	0.97
Other	3.38

Renaissance U.S. Dollar Corporate Bond Fund

Investment managers

MetLife Investment Management

Top holdings	(%)
Cash & Equivalents	3.75
United States Treasury Note, 4.38%, 8/15/2043	1.95
United States Treasury Note, 4.25%, 2/15/2054	1.68
United States Treasury Note, 4.5%, 2/15/2044	1.10
United States Treasury Note, 4.75%, 11/15/2053	0.92
Goldman Sachs Group Inc. (The) (FRN), 2.38%, 7/21/2032	0.87
Goldman Sachs Group Inc. (The) (FRN), 3.27%, 9/29/2025	0.83
Time Warner Cable Inc., 6.55%, 5/1/2037	0.83
Oracle Corp., 3.6%, 4/1/2040	0.78
Sprint Spectrum Co Llc, 5.15%, 9/20/2029	0.73

More holdings details	Total
Total Number of Holdings	447

For more information, please contact your CIBC Asset Management representative or visit renaissanceinvestments.ca

Renaissance U.S. Dollar Corporate Bond Fund

* Due to rounding, amounts presented herein may not add up precisely to the total.

Renaissance Investments is offered by CIBC Asset Management Inc. The views expressed in this document are the views of CIBC Asset Management Inc. and are subject to change at any time. CIBC Asset Management Inc. does not undertake any obligation or responsibility to update such opinions. This document is provided for general informational purposes only and does not constitute financial, investment, tax, legal or accounting advice nor does it constitute an offer or solicitation to buy or sell any securities referred to. Individual circumstances and current events are critical to sound investment planning; anyone wishing to act on this document should consult with his or her advisor. All opinions and estimates expressed in this document are as of the date of publication unless otherwise indicated, and are subject to change.

®Renaissance Investments is a registered trademark of CIBC Asset Management Inc. The material and/or its contents may not be reproduced without the express written consent of CIBC Asset Management Inc.

©2024 Data Front. All Rights Reserved. The information contained herein: (1) is proprietary to Data Front and/or its content providers; (2) may not be copied or distributed; and (3) is not warranted to be accurate, complete or timely. Neither Data Front nor its content providers are responsible for any damages or losses arising from any use of this information. Past performance is no guarantee of future results.

®Renaissance Investments is offered by and is a registered trademark of CIBC Asset Management Inc. All fund performance is reported net of fees, benchmark data is reported gross of fees. This may impact a direct comparison between the fund and its benchmark.