

## Renaissance Canadian Bond Fund

### Fund category

Canadian Fixed Income

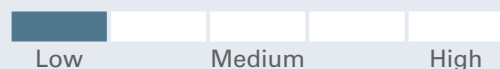
### Investment objective

Renaissance Canadian Bond Fund seeks to obtain a high level of current income consistent with preservation of capital through investment primarily in bonds, debentures, notes, and other debt instruments of Canadian governments, financial institutions, and corporations.

### Why invest?

Core diversified Canadian fixed income exposure

### Volatility & risk analysis



### Fund details - Class A

Fund code	ATL1022
Inception date	Jan 1, 1973
Management expense ratio	1.29%
Min. investment	\$500
Load structure	Front End Charge

### Fund details - Class F

Fund code	ATL1631
Inception date	Aug 10, 2004
Management expense ratio	0.45%
Min. investment	\$500
Load structure	No Sales or Redem

### Closed to all purchases - Premium

Fund code	ATL1204
Inception date	Oct 5, 2011
Management expense ratio	0.79%
Load structure	Front End Charge

### Closed to all purchases - F-Premium

Fund code	ATL1205
Inception date	Oct 19, 2012
Management expense ratio	0.29%
Load structure	No Sales or Redem

Total assets (\$Mil) 994.2

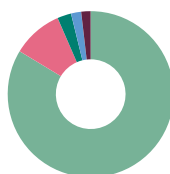
### Performance as at April 30, 2024

Annual return (%)	2014	2015	2016	2017	2018	2019	2020	2021	2022	2023	YTD
Class A	7.0	1.2	2.4	1.9	-0.1	6.7	8.3	-3.5	-13.0	6.3	-3.1
Class F	7.7	1.8	3.0	2.6	0.8	7.7	9.2	-2.7	-12.3	7.2	-2.9

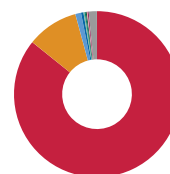
Trailing return (%)	1 mth	3 mths	6 mths	1 yr	2 yrs	3 yrs	5 yrs	10 yrs	SI
Class A	-2.0	-1.9	4.5	-1.1	0.3	-3.1	-0.8	0.9	6.6
Class F	-2.0	-1.7	4.9	-0.2	1.1	-2.2	0.0	1.7	3.6

Dist. \$	Apr	Mar	Feb	Jan	Dec	Nov	Oct	Sep	Aug	Jul	Jun	May
Class A	0.0328	0.0278	0.0296	0.0371	0.0172	0.0275	0.0271	0.0258	0.0284	0.0253	0.0291	0.0268
Class F	0.0365	0.0314	0.0334	0.0431	0.0193	0.0314	0.0308	0.0295	0.0331	0.0292	0.0333	0.0313

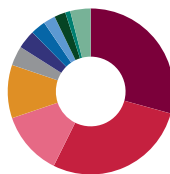
### Portfolio analysis as at April 30, 2024



Asset allocation*	(%)
Canadian Bonds	83.92
U.S. Bonds	9.86
Global Bonds	2.72
Cash and Equivalents	1.98
Canadian Equity	1.84



Geographic allocation*	(%)
Canada	85.78
United States	10.01
United Kingdom	1.12
Australia	0.47
South Africa	0.23
Poland	0.22
Norway	0.20
Indonesia	0.18
Singapore	0.18
Other	1.62



Fixed income breakdown	(%)
Canadian Investment Grade Bonds	29.28
Canadian Provincial Bonds	28.09
Canadian Government Bonds	12.44
Canadian Corporate Bonds	10.40
U.S. Mortgage-Backed Securities	3.79
Canadian High Yield Bonds	3.62
U.S. Investment Grade Bonds	2.94
U.S. High Yield Bonds	2.30
International Government Bonds	2.20
Canadian Municipal Bonds	0.98
Other	3.98

## Renaissance Canadian Bond Fund

### Investment managers

**CIBC Asset Management Inc.**

**ACM Advisors**

Top holdings	(%)
Gov. of Canada, 1.75%, 12/1/2053	3.06
Cash & Equivalents	1.98
Province of Ontario, 2.9%, 12/2/2046	1.86
Province of Ontario, 4.65%, 6/2/2041	1.74
Canada Housing Trust No.1, 4.25%, 3/15/2034	1.59
Province of Ontario, 4.6%, 6/2/2039	1.54
Province of Ontario, 3.75%, 12/2/2053	1.44
Canada Housing Trust No.1, 1.75%, 6/15/2030	1.39
Province of Ontario, 3.65%, 6/2/2033	1.34
Gov. of Canada, 3.00%, 6/1/2034	1.16

More holdings details	Total
Total Number of Holdings	414

For more information, please contact your CIBC Asset Management representative or visit [renaissanceinvestments.ca](http://renaissanceinvestments.ca)

## Renaissance Canadian Bond Fund

\* Due to rounding, amounts presented herein may not add up precisely to the total.

Renaissance Investments is offered by CIBC Asset Management Inc. The views expressed in this document are the views of CIBC Asset Management Inc. and are subject to change at any time. CIBC Asset Management Inc. does not undertake any obligation or responsibility to update such opinions. This document is provided for general informational purposes only and does not constitute financial, investment, tax, legal or accounting advice nor does it constitute an offer or solicitation to buy or sell any securities referred to. Individual circumstances and current events are critical to sound investment planning; anyone wishing to act on this document should consult with his or her advisor. All opinions and estimates expressed in this document are as of the date of publication unless otherwise indicated, and are subject to change.

®Renaissance Investments is a registered trademark of CIBC Asset Management Inc. The material and/or its contents may not be reproduced without the express written consent of CIBC Asset Management Inc.

©2024 Data Front. All Rights Reserved. The information contained herein: (1) is proprietary to Data Front and/or its content providers; (2) may not be copied or distributed; and (3) is not warranted to be accurate, complete or timely. Neither Data Front nor its content providers are responsible for any damages or losses arising from any use of this information. Past performance is no guarantee of future results.

®Renaissance Investments is offered by and is a registered trademark of CIBC Asset Management Inc. All fund performance is reported net of fees, benchmark data is reported gross of fees. This may impact a direct comparison between the fund and its benchmark.