

Renaissance Floating Rate Income Fund

Fund category

Floating Rate Loan

Investment objective

Renaissance Floating Rate Income Fund seeks to generate a high level of current income, primarily through investment in senior floating rate loans and other floating rate debt instruments as well as lower-rated debt securities, of issuers located anywhere in the world.

Why invest?

Bond exposure that benefits from rising rates

Volatility & risk analysis



Fund details - Class A

Fund code ATL2504
 Inception date Sep 16, 2013
 Management expense ratio 1.52%
 Min. investment \$500
 Load structure Low Load Charge

Fund details - Class F

Fund code ATL2511
 Inception date Sep 19, 2013
 Management expense ratio 0.84%
 Min. investment \$500
 Load structure No Sales or Redem

Closed to all purchases - Elite

Fund code ATL2513
 Management expense ratio 0.60%
 Load structure No Sales or Redem

Closed to all purchases - Sel

Fund code ATL2509
 Management expense ratio 1.16%
 Load structure Front End Charge
 Total assets (\$Mil) 1,462.7

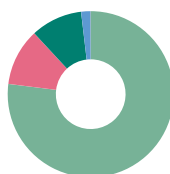
Performance as at March 31, 2024

Annual return (%)	2014	2015	2016	2017	2018	2019	2020	2021	2022	2023	YTD
Class A	9.4	17.7	3.4	-3.7	7.1	3.8	0.5	3.1	3.7	9.1	4.4
Class F	10.2	18.6	4.2	-2.9	8.0	4.7	1.4	4.0	4.3	9.8	4.5

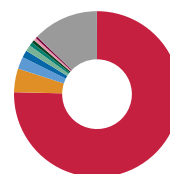
Trailing return (%)	1 mth	3 mths	6 mths	1 yr	2 yrs	3 yrs	5 yrs	10 yrs	SI
Class A	0.5	4.4	5.1	10.7	9.8	6.8	4.5	5.3	5.7
Class F	0.6	4.5	5.5	11.4	10.5	7.5	5.3	6.1	6.6

Dist. \$	Mar	Feb	Jan	Dec	Nov	Oct	Sep	Aug	Jul	Jun	May	Apr
Class A	0.0420	0.0420	0.0420	0.2178	0.0410	0.0410	0.0410	0.0410	0.0410	0.0410	0.0410	0.0410
Class F	0.0450	0.0450	0.0450	0.3784	0.0450	0.0450	0.0450	0.0450	0.0450	0.0450	0.0450	0.0450

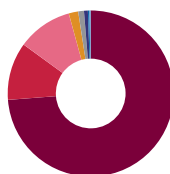
Portfolio analysis as at March 31, 2024



Asset allocation*	(%)
Cash and Equivalents	82.26
U.S. Bonds	11.88
Canadian Bonds	10.74
Global Bonds	1.94
Canadian Equity	0.04



Geographic allocation*	(%)
United States	75.39
Canada	4.60
Luxembourg	2.35
United Kingdom	1.44
Netherlands	1.20
United Arab Emirates	0.71
France	0.59
Ireland	0.51
Germany	0.39
Other	12.82



Fixed income breakdown	(%)
Bank Loans	73.78
U.S. High Yield Bonds	11.26
Corporate Bonds	10.71
International High Yield Bonds	1.84
U.S. Corporate Bonds	1.11
Canadian High Yield Bonds	0.76
U.S. Investment Grade Bonds	0.31
International Asset-Backed Securities	0.23

Renaissance Floating Rate Income Fund

Investment managers

Ares Management LLC

2016-02-01

Top holdings	(%)
Cash & Equivalents	82.26
Ellucian Holdings Inc., Term Loan, 8.93%, 10/7/2029	0.71
IRB Holding Corp., 7%, 6/15/2025	0.60
Prairie ECI Acquiror L.P., Term Loan, 10.07%, 2/22/2029	0.58
Recess Holdings Inc., Term Loan, 9.84%, 2/20/2030	0.55
Iridium Satellite LLC, Term Loan, 7.83%, 9/20/2030	0.55
Blue Racer Midstream LLC, 7.63%, 12/15/2025	0.52
Software AG, Term Loan, 10.1%, 9/16/2030	0.51
Project Castle Inc., Term Loan, 10.83%, 6/1/2029	0.50
Particle Investments SARL, Term Loan, 10.69%, 2/18/2027	0.49

More holdings details	Total
Total Number of Holdings	348

For more information, please contact your CIBC Asset Management representative or visit renaissanceinvestments.ca

Renaissance Floating Rate Income Fund

* Due to rounding, amounts presented herein may not add up precisely to the total.

Renaissance Investments is offered by CIBC Asset Management Inc. The views expressed in this document are the views of CIBC Asset Management Inc. and are subject to change at any time. CIBC Asset Management Inc. does not undertake any obligation or responsibility to update such opinions. This document is provided for general informational purposes only and does not constitute financial, investment, tax, legal or accounting advice nor does it constitute an offer or solicitation to buy or sell any securities referred to. Individual circumstances and current events are critical to sound investment planning; anyone wishing to act on this document should consult with his or her advisor. All opinions and estimates expressed in this document are as of the date of publication unless otherwise indicated, and are subject to change.

®Renaissance Investments is a registered trademark of CIBC Asset Management Inc. The material and/or its contents may not be reproduced without the express written consent of CIBC Asset Management Inc.

©2022 Data Front. All Rights Reserved. The information contained herein: (1) is proprietary to Data Front and/or its content providers; (2) may not be copied or distributed; and (3) is not warranted to be accurate, complete or timely. Neither Data Front nor its content providers are responsible for any damages or losses arising from any use of this information. Past performance is no guarantee of future results.

®Renaissance Investments is offered by and is a registered trademark of CIBC Asset Management Inc. All fund performance is reported net of fees, benchmark data is reported gross of fees. This may impact a direct comparison between the fund and its benchmark.