

Renaissance Floating Rate Income Fund (Hedged)

Fund category

Floating Rate Loan

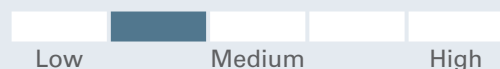
Investment objective

Renaissance Floating Rate Income Fund seeks to generate a high level of current income, primarily through investment in senior floating rate loans and other floating rate debt instruments as well as lower-rated debt securities, of issuers located anywhere in the world.

Why invest?

Bond exposure that benefits from rising rates

Volatility & risk analysis



Fund details - Class H

Fund code	ATL2479
Inception date	May 30, 2014
Management expense ratio	1.53%
Min. investment	\$500
Load structure	Front End Charge

Closed to all purchases - H-Premium

Fund code	ATL2482
Inception date	May 28, 2014
	1.15%
Load structure	Front End Charge

Fund details - Class FH

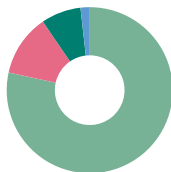
Fund code	ATL2483
Inception date	Jun 3, 2014
Management expense ratio	0.82%
Min. investment	\$500
Load structure	No Sales or Redem
Total assets (\$Mil)	1,450.0

Performance as at April 30, 2024

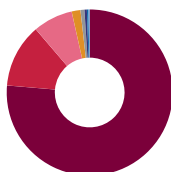
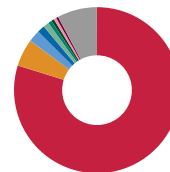
Annual return (%)	2014	2015	2016	2017	2018	2019	2020	2021	2022	2023	YTD
Class H	-	0.6	6.1	2.1	-2.2	8.1	1.5	3.6	-3.5	10.7	2.4
Class FH	-	1.4	6.9	3.0	-1.3	9.1	2.0	4.6	-2.9	11.8	2.5

Trailing return (%)	1 mth	3 mths	6 mths	1 yr	2 yrs	3 yrs	5 yrs	10 yrs	SI
Class H	0.4	1.8	5.5	9.3	5.5	3.7	3.4	-	3.0
Class FH	0.5	2.0	6.2	10.4	6.3	4.5	4.2	-	3.8

Portfolio analysis as at April 30, 2024



Asset allocation*	(%)	Geographic allocation*	(%)
Cash and Equivalents	81.95	United States	79.82
U.S. Bonds	12.57	Canada	5.35
Canadian Bonds	8.10	Luxembourg	2.30
Global Bonds	1.86	United Kingdom	1.47
Canadian Equity	0.00	Netherlands	1.10
U.S. Equity	0.00	United Arab Emirates	0.72
		France	0.55
		Ireland	0.52
		Germany	0.43
		Other	7.76



Fixed income breakdown	(%)
Bank Loans	76.36
U.S. High Yield Bonds	12.40
Corporate Bonds	7.74
International High Yield Bonds	1.72
Canadian High Yield Bonds	0.76
U.S. Corporate Bonds	0.48
U.S. Investment Grade Bonds	0.31
International Asset-Backed Securities	0.22

Renaissance Floating Rate Income Fund (Hedged)

Investment managers

Ares Management LLC

Top holdings	(%)
Cash & Equivalents	81.95
IRB Holding Corp., 7%, 6/15/2025	0.62
POINTCLICKCARE 4/24 TL, 12/29/2027	0.61
Blue Racer Midstream LLC, 7.63%, 12/15/2025	0.53
Software AG, Term Loan, 10.06%, 9/16/2030	0.52
Greeneden U.S. Holdings I LLC, Term Loan, 8.83%, 12/1/2027	0.52
Project Castle Inc., Term Loan, 10.8%, 6/1/2029	0.50
Les Schwab Tire Centers Inc., Term Loan, 8.32%, 4/15/2031	0.49
Webpros Luxembourg SARL, Term Loan, 3/19/2031	0.46
Clean Harbors Inc., 4.88%, 7/15/2027	0.45

More holdings details	Total
Total Number of Holdings	362

For more information, please contact your CIBC Asset Management representative or visit renaissanceinvestments.ca

Renaissance Floating Rate Income Fund (Hedged)

* Due to rounding, amounts presented herein may not add up precisely to the total.

Renaissance Investments is offered by CIBC Asset Management Inc. The views expressed in this document are the views of CIBC Asset Management Inc. and are subject to change at any time. CIBC Asset Management Inc. does not undertake any obligation or responsibility to update such opinions. This document is provided for general informational purposes only and does not constitute financial, investment, tax, legal or accounting advice nor does it constitute an offer or solicitation to buy or sell any securities referred to. Individual circumstances and current events are critical to sound investment planning; anyone wishing to act on this document should consult with his or her advisor. All opinions and estimates expressed in this document are as of the date of publication unless otherwise indicated, and are subject to change.

®Renaissance Investments is a registered trademark of CIBC Asset Management Inc. The material and/or its contents may not be reproduced without the express written consent of CIBC Asset Management Inc.

©2024 Data Front. All Rights Reserved. The information contained herein: (1) is proprietary to Data Front and/or its content providers; (2) may not be copied or distributed; and (3) is not warranted to be accurate, complete or timely. Neither Data Front nor its content providers are responsible for any damages or losses arising from any use of this information. Past performance is no guarantee of future results.

®Renaissance Investments is offered by and is a registered trademark of CIBC Asset Management Inc. All fund performance is reported net of fees, benchmark data is reported gross of fees. This may impact a direct comparison between the fund and its benchmark.