

Renaissance Flexible Yield Fund (Hedged)

Fund category

High Yield Fixed Income

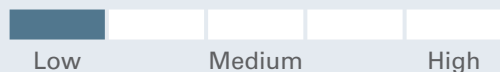
Investment objective

Renaissance Flexible Yield Fund seeks to generate long-term total return and current income by investing primarily in high yielding debt and investment grade fixed income securities of issuers located anywhere in the world.

Why invest?

Active multi-sector fixed income strategy, managed Jeffrey Gundlach of DoubleLine Capital

Volatility & risk analysis



Fund details - Class H

Inception date Apr 26, 2016
 Management expense ratio 1.51%
 Min. investment \$500

Fund details - Class FH

Inception date Apr 26, 2016
 Management expense ratio 0.78%
 Min. investment \$500

Closed to all purchases - Elite

Fund code ATL3703
 Management expense ratio 1.15%
 Load structure Front End Charge

Closed to all purchases - Sel

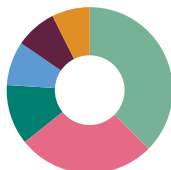
Fund code ATL3705
 Management expense ratio 0.60%
 Load structure No Sales or Redem
 Total assets (\$Mil) 1,090.6

Performance as at March 31, 2024

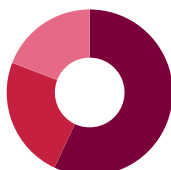
Annual return (%)	2014	2015	2016	2017	2018	2019	2020	2021	2022	2023	YTD
Class H	-	-	-	3.3	-1.7	5.4	1.3	2.8	-9.8	5.7	2.1
Class FH	-	-	-	4.2	-0.8	6.3	2.2	3.7	-9.1	6.4	2.3

Trailing return (%)	1 mth	3 mths	6 mths	1 yr	2 yrs	3 yrs	5 yrs	10 yrs	SI
Class H	1.0	2.1	5.2	6.6	0.4	-0.5	0.8	-	1.3
Class FH	1.0	2.3	5.5	7.3	1.1	0.3	1.6	-	2.1

Portfolio analysis as at March 31, 2024



Asset allocation*	(%)	Geographic allocation*	(%)
U.S. Bonds	37.46	United States	70.78
U.S. Equity	26.82	Cayman Islands	13.28
Global Bonds	11.71	Mexico	0.74
Canadian Equity	8.56	Canada	0.74
Cash and Equivalents	8.07	Peru	0.72
International Equity	7.37	Luxembourg	0.64
Other	0.01	Colombia	0.63
		Netherlands	0.54
		Jersey	0.52
		Other	11.41



Fixed income breakdown	(%)
U.S. Mortgage-Backed Securities	57.01
International Asset-Backed Securities	23.82
U.S. Asset-Backed Securities	19.17

Renaissance Flexible Yield Fund (Hedged)

Investment managers

DoubleLine®

Top holdings	(%)
United States Treasury Note Dtd 08/31/2023, 5%, 8/31/2025	15.00
Cash & Equivalents	8.07
United States Treasury Note Dtd 08/15/2022, 3.13%, 8/15/2025	1.83
FHLMC Multiclass Mortgage Trust Ser 004851 CI Pf, 2.72%, 8/15/2057	1.49
FNMA Guaranteed REMIC Trust Remic Tr 2022-M4 CI-2a1 Var Rate, 1.21%, 12/25/2030	1.24
FHLMC Multiclass Mortgage Trust Ser 004944 CI F, 2.19%, 1/25/2050	1.04
Firstkey Homes 2021-SFR1 Trust Passthru Ctf CI F1 144a, 3.24%, 8/17/2026	1.01
Fannie Mae, Class '1B1', Series '24-R02', Floating Rate, Callable	0.98
Connecticut Avenue Securities Trust 2024-R01 Nt CI 1m-2 144a, 7.14%, 1/25/2044	0.75
Morgan Stanley Mortgage Loan Trust 2007-8XS Mtg Passthru Ctf CI A-5 Fltg, 4/25/2037	0.74

More holdings details	Total
Total Number of Holdings	767

For more information, please contact your CIBC Asset Management representative or visit renaissanceinvestments.ca

Renaissance Flexible Yield Fund (Hedged)

* Due to rounding, amounts presented herein may not add up precisely to the total.

Renaissance Investments is offered by CIBC Asset Management Inc. The views expressed in this document are the views of CIBC Asset Management Inc. and are subject to change at any time. CIBC Asset Management Inc. does not undertake any obligation or responsibility to update such opinions. This document is provided for general informational purposes only and does not constitute financial, investment, tax, legal or accounting advice nor does it constitute an offer or solicitation to buy or sell any securities referred to. Individual circumstances and current events are critical to sound investment planning; anyone wishing to act on this document should consult with his or her advisor. All opinions and estimates expressed in this document are as of the date of publication unless otherwise indicated, and are subject to change.

®Renaissance Investments is a registered trademark of CIBC Asset Management Inc. The material and/or its contents may not be reproduced without the express written consent of CIBC Asset Management Inc.

©2022 Data Front. All Rights Reserved. The information contained herein: (1) is proprietary to Data Front and/or its content providers; (2) may not be copied or distributed; and (3) is not warranted to be accurate, complete or timely. Neither Data Front nor its content providers are responsible for any damages or losses arising from any use of this information. Past performance is no guarantee of future results.

®Renaissance Investments is offered by and is a registered trademark of CIBC Asset Management Inc. All fund performance is reported net of fees, benchmark data is reported gross of fees. This may impact a direct comparison between the fund and its benchmark.