

Renaissance Global Bond Fund

Fund category

Global Fixed Income

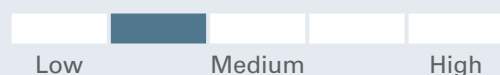
Investment objective

Renaissance Global Bond Fund seeks to preserve capital and provide income and long-term growth primarily through investment in debt securities denominated in foreign currencies issued by Canadian or non-Canadian governments, corporations, and financial institutions.

Why invest?

Active core global fixed income exposure

Volatility & risk analysis



Fund details - Class A

Fund code ATL1028
 Inception date Oct 21, 1992
 Management expense ratio 1.56%
 Min. investment \$500
 Load structure Front End Charge

Fund details - Class F

Fund code ATL1646
 Inception date Mar 8, 2002
 Management expense ratio 0.82%
 Min. investment \$500
 Load structure No Sales or Redem

Closed to all purchases - Elite

Fund code ATL1211
 Management expense ratio 0.84%
 Load structure No Sales or Redem

Closed to all purchases - Sel

Fund code ATL1210
 Management expense ratio 1.34%
 Load structure Front End Charge

Total assets (\$Mil) 59.4

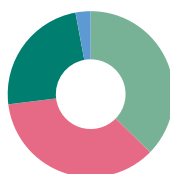
Performance as at March 31, 2024

| Annual return (%) | 2014 | 2015 | 2016 | 2017 | 2018 | 2019 | 2020 | 2021 | 2022 | 2023 | YTD |
|-------------------|------|------|------|------|------|------|------|------|-------|------|------|
| Class A | 10.5 | 8.9 | -0.3 | 3.6 | 2.4 | 1.8 | 7.5 | -6.8 | -11.1 | 4.3 | -2.9 |
| Class F | 11.5 | 9.8 | 0.6 | 4.5 | 3.3 | 2.7 | 8.5 | -6.0 | -10.5 | 5.0 | -2.7 |

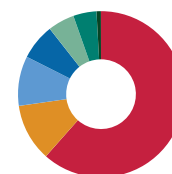
| Trailing return (%) | 1 mth | 3 mths | 6 mths | 1 yr | 2 yrs | 3 yrs | 5 yrs | 10 yrs | SI |
|---------------------|-------|--------|--------|------|-------|-------|-------|--------|-----|
| Class A | -0.2 | -2.9 | 6.1 | -2.2 | -2.9 | -3.6 | -1.7 | 1.0 | 3.1 |
| Class F | -0.1 | -2.7 | 6.5 | -1.5 | -2.2 | -3.0 | -1.0 | 1.8 | 3.7 |

| Dist. \$ | Mar | Feb | Jan | Dec | Nov | Oct | Sep | Aug | Jul | Jun | May | Apr |
|----------|-----|-----|-----|-----|-----|-----|-----|-----|-----|-----|-----|-----|
| Class A | - | - | - | - | - | - | - | - | - | - | - | - |
| Class F | - | - | - | - | - | - | - | - | - | - | - | - |

Portfolio analysis as at March 31, 2024



| Asset allocation* | (%) |
|----------------------|-------|
| International Equity | 38.51 |
| U.S. Equity | 36.86 |
| U.S. Bonds | 24.79 |
| Cash and Equivalents | 3.03 |



| Geographic allocation* | (%) |
|------------------------|-------|
| United States | 61.65 |
| Mexico | 11.21 |
| United Kingdom | 9.69 |
| Colombia | 7.02 |
| Brazil | 5.18 |
| South Africa | 4.54 |
| New Zealand | 0.87 |
| Other | -0.16 |



| Fixed income breakdown | (%) |
|---------------------------------|--------|
| U.S. Mortgage-Backed Securities | 100.00 |

Renaissance Global Bond Fund

Investment managers

**Brandywine Global Investment
Management LLC**
2006-11-01

| Top holdings | (%) |
|---|-------|
| United States Treasury Note Dtd 02/15/2023, 3.5%, 2/15/2033 | 17.95 |
| United States Treasury Note Dtd 10/31/2023 Fltg Rate, 10/31/2025 | 6.67 |
| HM Treasury 1.25% Treasury Gilt 31 07 51 Gbp0.01, 1.25%, 7/31/2051 | 5.75 |
| Mexico Federal Government Development Bonds, 8%, 11/7/2047 | 4.97 |
| Ministerio De Hacienda Y Credito Publico Tes Clase B Consolidados, 9.25%, 5/28/2042 | 4.69 |
| United States Treasury Note Dtd 08/15/2023, 4.13%, 8/15/2053 | 4.63 |
| United States Treasury Note Dtd 08/15/2022, 3%, 8/15/2052 | 4.47 |
| HM Treasury 3.25% Conv Gilt 31 01 33 Gbp0.01, 3.25%, 1/31/2033 | 3.95 |
| United States Treasury Note Dtd 00302, 2% | 3.14 |
| Cash & Equivalents | 3.03 |

| More holdings details | Total |
|--------------------------|-------|
| Total Number of Holdings | 37 |

For more information, please contact your CIBC Asset Management representative or visit renaissanceinvestments.ca

Renaissance Global Bond Fund

* Due to rounding, amounts presented herein may not add up precisely to the total.

Renaissance Investments is offered by CIBC Asset Management Inc. The views expressed in this document are the views of CIBC Asset Management Inc. and are subject to change at any time. CIBC Asset Management Inc. does not undertake any obligation or responsibility to update such opinions. This document is provided for general informational purposes only and does not constitute financial, investment, tax, legal or accounting advice nor does it constitute an offer or solicitation to buy or sell any securities referred to. Individual circumstances and current events are critical to sound investment planning; anyone wishing to act on this document should consult with his or her advisor. All opinions and estimates expressed in this document are as of the date of publication unless otherwise indicated, and are subject to change.

®Renaissance Investments is a registered trademark of CIBC Asset Management Inc. The material and/or its contents may not be reproduced without the express written consent of CIBC Asset Management Inc.

©2022 Data Front. All Rights Reserved. The information contained herein: (1) is proprietary to Data Front and/or its content providers; (2) may not be copied or distributed; and (3) is not warranted to be accurate, complete or timely. Neither Data Front nor its content providers are responsible for any damages or losses arising from any use of this information. Past performance is no guarantee of future results.

®Renaissance Investments is offered by and is a registered trademark of CIBC Asset Management Inc. All fund performance is reported net of fees, benchmark data is reported gross of fees. This may impact a direct comparison between the fund and its benchmark.