

Renaissance High-Yield Bond Fund

Fund category

High Yield Fixed Income

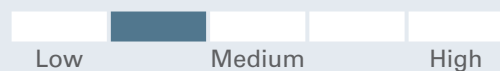
Investment objective

Renaissance High-Yield Bond Fund seeks to generate a high level of current income, primarily through investment in high-yield corporate bonds from issuers around the world and, where consistent with this objective, will also seek capital appreciation.

Why invest?

Exposure to below investment grade credit and higher income potential

Volatility & risk analysis



Fund details - Class A

Fund code	ATL908
Inception date	Sep 23, 1994
Management expense ratio	1.49%
Min. investment	\$500
Load structure	Front End Charge

Fund details - Class F

Fund code	ATL015
Inception date	Oct 11, 2005
Management expense ratio	0.79%
Min. investment	\$500
Load structure	No Sales or Redem

Closed to all purchases - Premium

Fund code	ATL1208
Inception date	Sep 17, 2013
Management expense ratio	1.16%
Load structure	Front End Charge
Total assets (\$Mil)	1,018.2

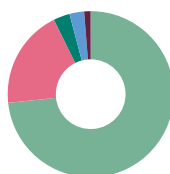
Performance as at April 30, 2024

Annual return (%)	2014	2015	2016	2017	2018	2019	2020	2021	2022	2023	YTD
Class A	2.5	-5.7	15.1	4.2	-4.2	13.6	0.8	2.6	-12.0	9.9	0.2
Class F	3.3	-4.9	16.1	5.1	-3.3	14.7	1.7	3.5	-11.5	10.6	0.4

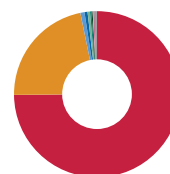
Trailing return (%)	1 mth	3 mths	6 mths	1 yr	2 yrs	3 yrs	5 yrs	10 yrs	SI
Class A	-0.9	-0.0	7.0	5.6	2.9	-0.6	0.9	2.0	4.6
Class F	-0.9	0.1	7.3	6.3	3.5	0.1	1.7	2.8	4.4

Dist. \$	Apr	Mar	Feb	Jan	Dec	Nov	Oct	Sep	Aug	Jul	Jun	May
Class A	0.0253	0.0251	0.0251	0.0327	0.0129	0.0230	0.0262	0.0218	0.0335	0.0230	0.0211	0.0243
Class F	0.0322	0.0316	0.0325	0.0422	0.0167	0.0298	0.0331	0.0281	0.0417	0.0292	0.0278	0.0316

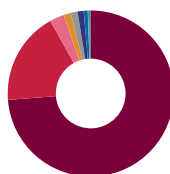
Portfolio analysis as at April 30, 2024



Asset allocation*	(%)	Geographic allocation*	(%)
U.S. Bonds	73.41	United States	74.87
Canadian Bonds	19.38	Canada	21.92
Cash and Equivalents	3.19	Jersey	0.81
Global Bonds	2.85	Luxembourg	0.58
U.S. Equity	1.27	United Kingdom	0.47



United States	74.87
Canada	21.92
Jersey	0.81
Luxembourg	0.58
United Kingdom	0.47
France	0.27
Cayman Islands	0.25
Bermuda	0.20
Malta	0.14
Other	0.49



Fixed income breakdown	(%)
U.S. High Yield Bonds	73.77
Canadian High Yield Bonds	18.17
International High Yield Bonds	2.81
Canadian Corporate Bonds	1.40
U.S. Bond Funds	1.31
U.S. Corporate Bonds	1.21
U.S. Investment Grade Bonds	0.77
Corporate Bonds	0.31
International Corporate Bonds	0.13
Canadian Investment Grade Bonds	0.12

Renaissance High-Yield Bond Fund

Investment managers

CIBC Asset Management Inc.

Top holdings	(%)
Cash & Equivalents	3.19
Hess Midstream Operations L.P., 5.63%, 2/15/2026	1.14
Berry Global Escrow Corporation, 5.63%, 7/15/2027	1.11
Strathcona Resources Ltd., 6.88%, 8/1/2026	0.97
Prime Security Services Borrower LLC, 6.25%, 1/15/2028	0.93
Cinemark USA Inc., 5.25%, 7/15/2028	0.92
Iron Mountain Inc., 5.25%, 7/15/2030	0.91
NOVA Chemicals Corp., 5.25%, 6/1/2027	0.88
Rogers Communications Inc., 5.00%, 12/17/2081	0.86
Frontier Communications Corp., 6.75%, 5/1/2029	0.86

More holdings details	Total
Total Number of Holdings	344

For more information, please contact your CIBC Asset Management representative or visit renaissanceinvestments.ca

Renaissance High-Yield Bond Fund

* Due to rounding, amounts presented herein may not add up precisely to the total.

Renaissance Investments is offered by CIBC Asset Management Inc. The views expressed in this document are the views of CIBC Asset Management Inc. and are subject to change at any time. CIBC Asset Management Inc. does not undertake any obligation or responsibility to update such opinions. This document is provided for general informational purposes only and does not constitute financial, investment, tax, legal or accounting advice nor does it constitute an offer or solicitation to buy or sell any securities referred to. Individual circumstances and current events are critical to sound investment planning; anyone wishing to act on this document should consult with his or her advisor. All opinions and estimates expressed in this document are as of the date of publication unless otherwise indicated, and are subject to change.

®Renaissance Investments is a registered trademark of CIBC Asset Management Inc. The material and/or its contents may not be reproduced without the express written consent of CIBC Asset Management Inc.

©2024 Data Front. All Rights Reserved. The information contained herein: (1) is proprietary to Data Front and/or its content providers; (2) may not be copied or distributed; and (3) is not warranted to be accurate, complete or timely. Neither Data Front nor its content providers are responsible for any damages or losses arising from any use of this information. Past performance is no guarantee of future results.

®Renaissance Investments is offered by and is a registered trademark of CIBC Asset Management Inc. All fund performance is reported net of fees, benchmark data is reported gross of fees. This may impact a direct comparison between the fund and its benchmark.