

## Renaissance China Plus Fund

### Fund category

Greater China Equity

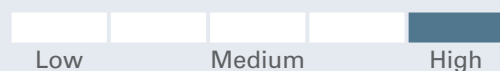
### Investment objective

Renaissance China Plus Fund seeks to achieve long-term growth through capital appreciation by investing primarily in equity securities of companies based in China, Hong Kong, and Taiwan. The Fund may also invest in companies not based in China, Hong Kong, or Taiwan, but that conduct a majority of their commercial activities in either one or all of these countries.

### Why invest?

Portfolio diversifier and exposure to a rising economy

### Volatility & risk analysis



### Fund details - Class A

Fund code ATL1050  
 Inception date Feb 2, 1998  
 Management expense ratio 2.83%  
 Min. investment \$500  
 Load structure Front End Charge

### Fund details - Class F

Fund code ATL1627  
 Inception date May 10, 2001  
 Management expense ratio 1.62%  
 Min. investment \$500  
 Load structure No Sales or Redem  
 Total assets (\$Mil) 25.2

### Performance as at April 30, 2024

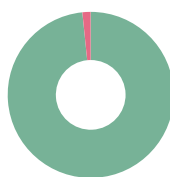
Annual return (%)	2014	2015	2016	2017	2018	2019	2020	2021	2022	2023	YTD
Class A	-3.6	6.7	0.7	27.6	-8.6	14.5	32.4	-14.8	-13.3	-11.7	2.7
Class F	-2.2	8.2	2.0	29.2	-7.4	16.1	34.2	-13.7	-12.3	-10.6	3.1

Trailing return (%)	1 mth	3 mths	6 mths	1 yr	2 yrs	3 yrs	5 yrs	10 yrs	SI
Class A	2.0	9.8	2.6	-8.9	-3.0	-13.0	-2.4	3.6	7.7
Class F	2.1	10.1	3.3	-7.8	-1.9	-12.0	-1.2	5.0	6.0

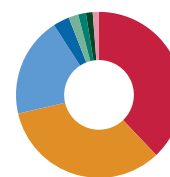
Dist. \$	Apr	Mar	Feb	Jan	Dec	Nov	Oct	Sep	Aug	Jul	Jun	May
Class A	-	-	-	-	-	-	-	-	-	-	-	-
Class F	-	-	-	-	0.3300	-	-	-	-	-	-	-

### Portfolio analysis as at April 30, 2024

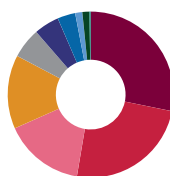
Investment Style: Top-down/bottom-up, growth



Asset allocation*	(%)
International Equity	98.50
Cash and Equivalents	1.59



Geographic allocation*	(%)
China	37.90
Taiwan	33.48
Hong Kong	19.50
Ireland	3.18
Luxembourg	1.90
Canada	1.50
Macao [r]	1.33
Cayman Islands	1.21



Sector allocation	(%)
Information Technology	28.22
Consumer Discretionary	24.46
Communication Services	15.67
Financials	14.36
Real Estate	5.90
Industrials	4.90
Consumer Staples	3.49
Health Care	1.38
Energy	1.37
Utilities	0.25

## Renaissance China Plus Fund

### Investment managers

**Amundi Asset Management**

Top holdings	(%)
Tencent Holdings Ltd. Shs Par New Hkd 0.00002	10.68
Taiwan Semiconductor Manufacturing Co. Ltd. Twse Listed Stocks	9.30
Alibaba Group Holding Ltd. Shs New	4.67
AIA Group Ltd. Shs	4.58
PDD Holdings Inc. Sponsored ADR Sponsored Ads	3.18
Delta Electronics Inc. Twse Listed Stocks	2.95
NetEase, Inc. Sponsored ADR Sponsored Adr	2.86
MediaTek Inc. Twse Listed Stocks	2.64
Ping An Insurance (Group) Company of China, Ltd. Shs -H -	2.13
Voltronic Power Technology Corp. Twse Listed Stocks	2.06

More holdings details	Total
Total Number of Holdings	79

For more information, please contact your CIBC Asset Management representative or visit [renaissanceinvestments.ca](http://renaissanceinvestments.ca)

## Renaissance China Plus Fund

\* Due to rounding, amounts presented herein may not add up precisely to the total.

Renaissance Investments is offered by CIBC Asset Management Inc. The views expressed in this document are the views of CIBC Asset Management Inc. and are subject to change at any time. CIBC Asset Management Inc. does not undertake any obligation or responsibility to update such opinions. This document is provided for general informational purposes only and does not constitute financial, investment, tax, legal or accounting advice nor does it constitute an offer or solicitation to buy or sell any securities referred to. Individual circumstances and current events are critical to sound investment planning; anyone wishing to act on this document should consult with his or her advisor. All opinions and estimates expressed in this document are as of the date of publication unless otherwise indicated, and are subject to change.

®Renaissance Investments is a registered trademark of CIBC Asset Management Inc. The material and/or its contents may not be reproduced without the express written consent of CIBC Asset Management Inc.

©2024 Data Front. All Rights Reserved. The information contained herein: (1) is proprietary to Data Front and/or its content providers; (2) may not be copied or distributed; and (3) is not warranted to be accurate, complete or timely. Neither Data Front nor its content providers are responsible for any damages or losses arising from any use of this information. Past performance is no guarantee of future results.

®Renaissance Investments is offered by and is a registered trademark of CIBC Asset Management Inc. All fund performance is reported net of fees, benchmark data is reported gross of fees. This may impact a direct comparison between the fund and its benchmark.