

Renaissance Global Growth Fund (US\$)

Fund category

Global Equity

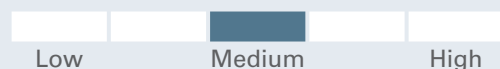
Investment objective

Renaissance Global Growth Fund seeks long-term capital growth by investing in a diversified portfolio consisting primarily of equity securities of companies located anywhere in the world.

Why invest?

A comprehensive, globally focused equity portfolio, managed by Walter Scott & Partners

Volatility & risk analysis



Fund details - Class A

Fund code	ATL504
Inception date	Dec 17, 1998
Management expense ratio	2.25%
Min. investment	\$500
Load structure	Front End Charge

Fund details - Class F

Fund code	ATL034
Inception date	Sep 26, 2005
Management expense ratio	0.95%
Min. investment	\$500
Load structure	No Sales or Redem
Total assets (\$Mil)	4,093.9

Performance as at April 30, 2024

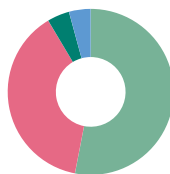
Annual return (%)	2014	2015	2016	2017	2018	2019	2020	2021	2022	2023	YTD
Class A	0.8	-1.4	4.8	22.6	-3.7	27.6	16.5	16.2	-20.6	19.2	1.7
Class F	2.2	0.1	6.3	24.0	-2.5	29.2	18.0	17.7	-19.6	20.8	2.2

Trailing return (%)	1 mth	3 mths	6 mths	1 yr	2 yrs	3 yrs	5 yrs	10 yrs	SI
Class A	-4.8	-0.3	16.0	9.9	7.1	2.2	7.2	7.4	7.2
Class F	-4.7	0.1	16.8	11.4	8.5	3.5	8.6	8.9	8.6

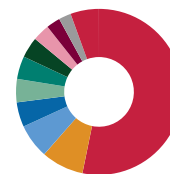
Dist. \$	Apr	Mar	Feb	Jan	Dec	Nov	Oct	Sep	Aug	Jul	Jun	May
Class A	-	-	-	-	-	-	-	-	-	-	-	-
Class F	-	-	-	-	0.0949	-	-	-	-	-	-	-

Portfolio analysis as at April 30, 2024

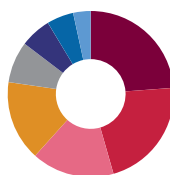
Investment Style: Bottom-up, growth



Asset allocation*	(%)
U.S. Equity	53.21
International Equity	38.51
Cash and Equivalents	4.34
Canadian Equity	4.24



Geographic allocation*	(%)
United States	53.21
Canada	8.26
United Kingdom	6.68
Japan	4.83
Denmark	4.54
France	4.45
Switzerland	4.04
Taiwan	3.32
Hong Kong	2.71
Spain	2.39
Other	5.57



Sector allocation	(%)
Information Technology	23.82
Health Care	21.76
Industrials	16.09
Consumer Discretionary	15.64
Financials	8.05
Consumer Staples	6.02
Materials	5.23
Communication Services	3.39

Renaissance Global Growth Fund (US\$)

Investment managers

Walter Scott & Partners Ltd.

Top holdings	(%)
Novo Nordisk A/S Almindelig Aktie B	4.54
Cash & Equivalents	4.34
Microsoft Corp. Com	3.88
Taiwan Semiconductor Manufacturing Co. Ltd. Sponsored ADR Sponsored Adr	3.32
Amphenol Corp. Cl A	3.32
Linde PLC Shs	3.01
Mastercard Inc. Cl A	2.99
Alphabet Inc. Cap Stk Cl C	2.55
Alimentation Couche-Tard Inc. Com	2.45
LVMH Moet Hennessy Louis Vuitton S.E. Shs	2.45

More holdings details	Total
Total Number of Holdings	52

For more information, please contact your CIBC Asset Management representative or visit renaissanceinvestments.ca

Renaissance Global Growth Fund (US\$)

* Due to rounding, amounts presented herein may not add up precisely to the total.

Renaissance Investments is offered by CIBC Asset Management Inc. The views expressed in this document are the views of CIBC Asset Management Inc. and are subject to change at any time. CIBC Asset Management Inc. does not undertake any obligation or responsibility to update such opinions. This document is provided for general informational purposes only and does not constitute financial, investment, tax, legal or accounting advice nor does it constitute an offer or solicitation to buy or sell any securities referred to. Individual circumstances and current events are critical to sound investment planning; anyone wishing to act on this document should consult with his or her advisor. All opinions and estimates expressed in this document are as of the date of publication unless otherwise indicated, and are subject to change.

®Renaissance Investments is a registered trademark of CIBC Asset Management Inc. The material and/or its contents may not be reproduced without the express written consent of CIBC Asset Management Inc.

©2024 Data Front. All Rights Reserved. The information contained herein: (1) is proprietary to Data Front and/or its content providers; (2) may not be copied or distributed; and (3) is not warranted to be accurate, complete or timely. Neither Data Front nor its content providers are responsible for any damages or losses arising from any use of this information. Past performance is no guarantee of future results.

®Renaissance Investments is offered by and is a registered trademark of CIBC Asset Management Inc. All fund performance is reported net of fees, benchmark data is reported gross of fees. This may impact a direct comparison between the fund and its benchmark.