

Renaissance International Equity Fund

Fund category

International Equity

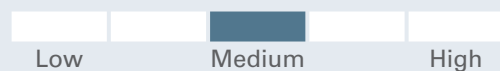
Investment objective

Renaissance International Equity Fund seeks to provide long-term capital growth through capital appreciation by investing primarily in a diversified portfolio of equity securities of foreign companies located in Europe, the Far East, and the Pacific Rim.

Why invest?

A diversified portfolio with exposure to Europe, the Far East, and the Pacific Rim managed by Walter Scott & Partners

Volatility & risk analysis



Fund details - Class A

Fund code	ATL1868
Inception date	Jan 2, 2001
Management expense ratio	2.27%
Min. investment	\$500
Load structure	Front End Charge

Fund details - Class F

Fund code	ATL1644
Inception date	Jun 28, 2001
Management expense ratio	0.96%
Min. investment	\$500
Load structure	No Sales or Redem
Total assets (\$Mil)	1,756.1

Performance as at April 30, 2024

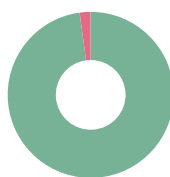
Annual return (%)	2014	2015	2016	2017	2018	2019	2020	2021	2022	2023	YTD
Class A	2.0	16.7	-0.2	17.0	-1.7	18.7	14.5	9.1	-18.6	13.6	3.3
Class F	3.5	18.5	1.2	18.5	-0.4	20.3	16.1	10.5	-17.5	15.1	3.7

Trailing return (%)	1 mth	3 mths	6 mths	1 yr	2 yrs	3 yrs	5 yrs	10 yrs	SI
Class A	-2.6	1.6	14.2	3.4	7.9	1.8	4.9	6.6	3.8
Class F	-2.5	2.0	14.9	4.7	9.3	3.1	6.3	8.1	6.7

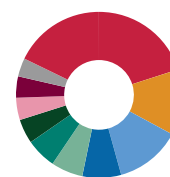
Dist. \$	Apr	Mar	Feb	Jan	Dec	Nov	Oct	Sep	Aug	Jul	Jun	May
Class A	-	-	-	-	-	-	-	-	-	-	-	-
Class F	-	-	-	-	0.2663	-	-	-	-	-	-	-

Portfolio analysis as at April 30, 2024

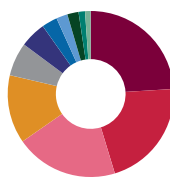
Investment Style: Bottom-up, growth



Asset allocation*	(%)
International Equity	97.87
Cash and Equivalents	2.09
Other	0.04



Geographic allocation*	(%)
Japan	20.05
France	12.83
Switzerland	12.80
Germany	7.57
Denmark	6.21
Netherlands	5.92
Hong Kong	4.73
United Kingdom	4.33
Spain	4.15
Taiwan	3.59
Other	17.80



Sector allocation	(%)
Health Care	24.04
Industrials	21.28
Information Technology	20.01
Consumer Discretionary	13.33
Consumer Staples	6.51
Materials	5.06
Financials	3.03
Real Estate	2.20
Energy	2.19
Utilities	1.26
Communication Services	1.09

Renaissance International Equity Fund

Investment managers

Walter Scott & Partners Ltd.

Top holdings	(%)
Novo Nordisk A/S Almindelig Aktie B	4.29
Taiwan Semiconductor Manufacturing Co. Ltd. Sponsored ADR Sponsored Adr	3.59
Keyence Corp. Com Stk	3.01
ASML Holding N.V. Asml Holding N V	2.82
L'Oreal S.A. Oreal	2.61
Experian plc Shs	2.61
Industria de Diseño Textil, S.A. Shs New	2.58
L'Air Liquide S.A. Air Liquide	2.49
Adidas AG Adidas Agnamens Aktien O N	2.48
LVMH Moet Hennessy Louis Vuitton S.E. Shs	2.48

More holdings details	Total
Total Number of Holdings	55

For more information, please contact your CIBC Asset Management representative or visit renaissanceinvestments.ca

Renaissance International Equity Fund

* Due to rounding, amounts presented herein may not add up precisely to the total.

Renaissance Investments is offered by CIBC Asset Management Inc. The views expressed in this document are the views of CIBC Asset Management Inc. and are subject to change at any time. CIBC Asset Management Inc. does not undertake any obligation or responsibility to update such opinions. This document is provided for general informational purposes only and does not constitute financial, investment, tax, legal or accounting advice nor does it constitute an offer or solicitation to buy or sell any securities referred to. Individual circumstances and current events are critical to sound investment planning; anyone wishing to act on this document should consult with his or her advisor. All opinions and estimates expressed in this document are as of the date of publication unless otherwise indicated, and are subject to change.

®Renaissance Investments is a registered trademark of CIBC Asset Management Inc. The material and/or its contents may not be reproduced without the express written consent of CIBC Asset Management Inc.

©2024 Data Front. All Rights Reserved. The information contained herein: (1) is proprietary to Data Front and/or its content providers; (2) may not be copied or distributed; and (3) is not warranted to be accurate, complete or timely. Neither Data Front nor its content providers are responsible for any damages or losses arising from any use of this information. Past performance is no guarantee of future results.

®Renaissance Investments is offered by and is a registered trademark of CIBC Asset Management Inc. All fund performance is reported net of fees, benchmark data is reported gross of fees. This may impact a direct comparison between the fund and its benchmark.