

## Renaissance Money Market Fund

### Fund category

Canadian Money Market

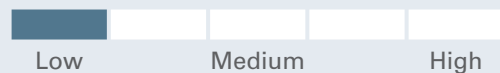
### Investment objective

Renaissance Money Market Fund seeks to obtain a high level of income consistent with preservation of capital and liquidity by investing in high-quality, short-term debt securities issued or guaranteed by the Government of Canada or any Canadian provincial government, obligations of Canadian banks, trust companies, and corporations.

### Why invest?

Cash alternative

### Volatility & risk analysis



### Fund details - Class A

Fund code ATL1025  
 Inception date Jan 2, 1987  
 Management expense ratio 0.35%  
 Min. investment \$500  
 Load structure Front End Charge

### Fund details - Class F

Fund code ATL1032  
 Inception date Sep 21, 2017  
 Management expense ratio 0.32%  
 Min. investment \$500  
 Load structure No Sales or Redem

### Closed to all purchases - Elite

Fund code ATL1200  
 Management expense ratio 0.33%  
 Load structure Front End Charge

### Closed to all purchases - Sel

Fund code  
 Management expense ratio  
 Load structure

Total assets (\$Mil) 87.9

### Performance as at March 31, 2024

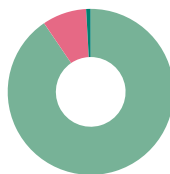
Annual return (%)	2014	2015	2016	2017	2018	2019	2020	2021	2022	2023	YTD
Class A	0.65	0.32	0.24	0.48	1.11	1.34	0.50	0.10	1.75	4.73	1.20
Class F	-	-	-	-	1.38	1.74	0.65	0.12	1.82	4.87	1.22

Trailing return (%)	1 mth	3 mths	6 mths	1 yr	2 yrs	3 yrs	5 yrs	10 yrs	SI
Class A	0.37	1.20	2.42	4.80	3.83	2.57	1.84	1.22	3.42
Class F	0.37	1.22	2.47	4.94	3.95	2.65	1.96	-	1.84

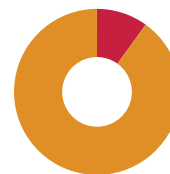
Dist. \$	Mar	Feb	Jan	Dec	Nov	Oct	Sep	Aug	Jul	Jun	May	Apr
Class A	0.0367	0.0384	0.0441	0.0386	0.0397	0.0421	0.0377	0.0401	0.0397	0.0369	0.0407	0.0346
Class F	0.0374	0.0392	0.0449	0.0393	0.0405	0.0429	0.0385	0.0409	0.0415	0.0386	0.0426	0.0362

### Portfolio analysis as at March 31, 2024

Investment Style: Money Market



Asset allocation*	(%)
Cash and Equivalents	90.51
Canadian Equity	8.60
Other	0.89



Geographic allocation*	(%)
Canada	9.98
Other	90.02



Cash Breakdown	(%)
Cash	100.00

## Renaissance Money Market Fund

### Investment managers

**CIBC Asset Management Inc.**

1992-03-01

Top holdings	(%)
Cash & Equivalents	90.51
Bank of Montreal Dep Nt Fltg, 9/19/2024	1.78
Toronto-Dominion Bank Dep Nt Fltg, 10/18/2024	1.57
Bank of Nova Scotia, Floating Rate	1.38
Royal Bank of Canada, Floating Rate	1.38
Toronto-Dominion Bank Sr Nt Fltg, 1/31/2025	1.36
National Bank of Canada Sr Nt Fltg Rate, 8/2/2024	1.31
Royal Bank of Canada Nt Fltg Rate, 11/15/2024	1.21

More holdings details	Total
Total Number of Holdings	7

For more information, please contact your CIBC Asset Management representative or visit [renaissanceinvestments.ca](https://renaissanceinvestments.ca)

## Renaissance Money Market Fund

\* Due to rounding, amounts presented herein may not add up precisely to the total.

Renaissance Investments is offered by CIBC Asset Management Inc. The views expressed in this document are the views of CIBC Asset Management Inc. and are subject to change at any time. CIBC Asset Management Inc. does not undertake any obligation or responsibility to update such opinions. This document is provided for general informational purposes only and does not constitute financial, investment, tax, legal or accounting advice nor does it constitute an offer or solicitation to buy or sell any securities referred to. Individual circumstances and current events are critical to sound investment planning; anyone wishing to act on this document should consult with his or her advisor. All opinions and estimates expressed in this document are as of the date of publication unless otherwise indicated, and are subject to change.

®Renaissance Investments is a registered trademark of CIBC Asset Management Inc. The material and/or its contents may not be reproduced without the express written consent of CIBC Asset Management Inc.

©2022 Data Front. All Rights Reserved. The information contained herein: (1) is proprietary to Data Front and/or its content providers; (2) may not be copied or distributed; and (3) is not warranted to be accurate, complete or timely. Neither Data Front nor its content providers are responsible for any damages or losses arising from any use of this information. Past performance is no guarantee of future results.

®Renaissance Investments is offered by and is a registered trademark of CIBC Asset Management Inc. All fund performance is reported net of fees, benchmark data is reported gross of fees. This may impact a direct comparison between the fund and its benchmark.