

Renaissance U.S. Money Market Fund

Performance as at May 31, 2024


Annual return (%)	2014	2015	2016	2017	2018	2019	2020	2021	2022	2023	YTD
Class A	0.1	0.1	0.6	1.2	2.0	2.2	0.6	0.1	1.7	5.2	2.2
Class F	-	-	-	-	2.2	2.4	0.8	0.1	1.8	5.4	2.3

Trailing return (%)	1 mth	3 mths	6 mths	1 yr	2 yrs	3 yrs	5 yrs	10 yrs	SI
Class A	0.4	1.3	2.7	5.4	4.6	3.1	2.2	1.6	2.7
Class F	0.4	1.3	2.7	5.5	4.7	3.1	2.3	-	2.3

Dist. \$	May	Apr	Mar	Feb	Jan	Dec	Nov	Oct	Sep	Aug	Jul	Jun
Class A	0.0438	0.0456	0.0399	0.0420	0.0485	0.0426	0.0440	0.0464	0.0414	0.0433	0.0442	0.0420
Class F	0.0448	0.0466	0.0408	0.0429	0.0495	0.0436	0.0450	0.0475	0.0424	0.0444	0.0456	0.0433

Portfolio analysis as at May 31, 2024


Investment Style: Money Market



Asset allocation*	(%)
Cash and Equivalents	99.99
Other	0.01



Geographic allocation*	(%)
Canada	100.00



Cash Breakdown	(%)
Cash	100.00

Fund category

U.S. Money Market

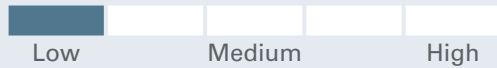
Investment objective

Renaissance U.S. Money Market Fund seeks to obtain a high level of interest income denominated in U.S. dollars, while maintaining a high level of security of capital and liquidity.

Why invest?

Cash Equivalent

Volatility & risk analysis



Fund details - Class A

Fund code	ATL974
Inception date	Mar 30, 1987
Management expense ratio	0.30%
Min. investment	\$500
Load structure	Front End Charge

Fund details - Class F

Fund code	ATL1033
Inception date	Sep 21, 2017
Management expense ratio	0.20%
Min. investment	\$500
Load structure	No Sales or Redem
Total assets (\$Mil)	128.2

Renaissance U.S. Money Market Fund

Investment managers

CIBC Asset Management Inc.

Top holdings	(%)	More holdings details	Total
Cash & Equivalents	99.99	Number of Portfolio Holdings	3

For more information, please contact your CIBC Asset Management representative or visit renaissanceinvestments.ca

Renaissance U.S. Money Market Fund

* Due to rounding, amounts presented herein may not add up precisely to the total.

Renaissance Investments is offered by CIBC Asset Management Inc. The views expressed in this document are the views of CIBC Asset Management Inc. and are subject to change at any time. CIBC Asset Management Inc. does not undertake any obligation or responsibility to update such opinions. This document is provided for general informational purposes only and does not constitute financial, investment, tax, legal or accounting advice nor does it constitute an offer or solicitation to buy or sell any securities referred to. Individual circumstances and current events are critical to sound investment planning; anyone wishing to act on this document should consult with his or her advisor. All opinions and estimates expressed in this document are as of the date of publication unless otherwise indicated, and are subject to change.

®Renaissance Investments is a registered trademark of CIBC Asset Management Inc. The material and/or its contents may not be reproduced without the express written consent of CIBC Asset Management Inc.

©2024 Data Front. All Rights Reserved. The information contained herein: (1) is proprietary to Data Front and/or its content providers; (2) may not be copied or distributed; and (3) is not warranted to be accurate, complete or timely. Neither Data Front nor its content providers are responsible for any damages or losses arising from any use of this information. Past performance is no guarantee of future results.

®Renaissance Investments is offered by and is a registered trademark of CIBC Asset Management Inc. All fund performance is reported net of fees, benchmark data is reported gross of fees. This may impact a direct comparison between the fund and its benchmark.