

Renaissance Global Infrastructure Currency Neutral Fund

Fund category

Global Infrastructure Equity

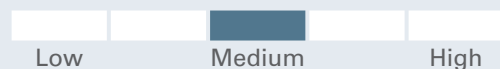
Investment objective

Renaissance Global Infrastructure Currency Neutral Fund (referred to as the *Fund*) seeks long-term capital growth primarily through exposure to a global equity fund that invests primarily in securities of companies located throughout the world that are involved in, or that indirectly benefit from, the development, maintenance, servicing, and management of infrastructures (referred to as the *Underlying Fund*). The Fund will attempt to reduce its currency exposure to non-Canadian dollar currencies by implementing a currency hedging strategy.

Why invest?

Focused real asset strategy managed by Maple-Brown Abbott that is hedged back to CAD

Volatility & risk analysis



Fund details - Class A

Fund code	ATL1230
Inception date	Oct 20, 2010
Management expense ratio	2.50%
Min. investment	\$500
Load structure	Front End Charge

Fund details - Class F

Fund code	ATL1233
Inception date	Nov 12, 2010
Management expense ratio	1.28%
Min. investment	\$500
Load structure	No Sales or Redem
Total assets (\$Mil)	110.0

Performance as at April 30, 2024

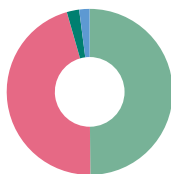
Annual return (%)	2014	2015	2016	2017	2018	2019	2020	2021	2022	2023	YTD
Class A	12.4	-4.5	4.2	9.1	-8.7	23.6	-8.1	14.5	0.6	4.7	-2.6
Class F	13.9	-3.2	5.5	10.4	-7.6	25.1	-6.9	15.9	1.8	6.0	-2.2

Trailing return (%)	1 mth	3 mths	6 mths	1 yr	2 yrs	3 yrs	5 yrs	10 yrs	SI
Class A	-2.0	0.0	6.3	-5.8	-1.8	3.1	3.2	3.7	5.0
Class F	-1.9	0.4	7.0	-4.7	-0.6	4.4	4.4	5.0	6.3

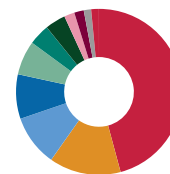
Dist. \$	Apr	Mar	Feb	Jan	Dec	Nov	Oct	Sep	Aug	Jul	Jun	May
Class A	-	0.0076	-	-	-	-	-	0.0373	-	-	0.0414	-
Class F	-	0.0425	-	-	0.0276	-	-	0.0666	-	-	0.0713	-

Portfolio analysis as at April 30, 2024

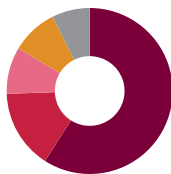
Investment Style: Bottom-up, value



Asset allocation*	(%)
International Equity	50.08
U.S. Equity	45.82
Cash and Equivalents	2.42
Canadian Equity	2.04



Geographic allocation*	(%)
United States	45.82
United Kingdom	13.96
Spain	9.97
Netherlands	8.68
France	6.65
Canada	4.10
Portugal	3.99
Italy	2.02
Australia	1.86
Switzerland	1.43
Other	1.51



Sector allocation	(%)
Utilities	59.05
Industrials	15.41
Communication Services	9.13
Energy	9.04
Real Estate	7.37

Renaissance Global Infrastructure Currency Neutral Fund

Investment managers

CIBC Asset Management Inc.

Maple-Brown Abbott Ltd.

Top holdings	(%)
Cellnex Telecom S.A. Cellnex Telecom S A Acciones	6.51
Ameren Corp. Com	6.01
Getlink Ord Regroup	5.19
American Electric Power Co. Inc. Com	5.12
Sempra Com	4.60
Entergy Corp. Com	4.60
NiSource Inc. Com	4.60
Duke Energy Corp. Com New	4.56
Ferrovial SE Ord Shs	4.51
Severn Trent PLC Ord Gbp0.9789	4.41

More holdings details	Total
Total Number of Holdings	29

For more information, please contact your CIBC Asset Management representative or visit renaissanceinvestments.ca

Renaissance Global Infrastructure Currency Neutral Fund

* Due to rounding, amounts presented herein may not add up precisely to the total.

Renaissance Investments is offered by CIBC Asset Management Inc. The views expressed in this document are the views of CIBC Asset Management Inc. and are subject to change at any time. CIBC Asset Management Inc. does not undertake any obligation or responsibility to update such opinions. This document is provided for general informational purposes only and does not constitute financial, investment, tax, legal or accounting advice nor does it constitute an offer or solicitation to buy or sell any securities referred to. Individual circumstances and current events are critical to sound investment planning; anyone wishing to act on this document should consult with his or her advisor. All opinions and estimates expressed in this document are as of the date of publication unless otherwise indicated, and are subject to change.

®Renaissance Investments is a registered trademark of CIBC Asset Management Inc. The material and/or its contents may not be reproduced without the express written consent of CIBC Asset Management Inc.

©2024 Data Front. All Rights Reserved. The information contained herein: (1) is proprietary to Data Front and/or its content providers; (2) may not be copied or distributed; and (3) is not warranted to be accurate, complete or timely. Neither Data Front nor its content providers are responsible for any damages or losses arising from any use of this information. Past performance is no guarantee of future results.

®Renaissance Investments is offered by and is a registered trademark of CIBC Asset Management Inc. All fund performance is reported net of fees, benchmark data is reported gross of fees. This may impact a direct comparison between the fund and its benchmark.