

## Renaissance U.S. Equity Value Fund (US\$)

### Fund category

U.S. Equity

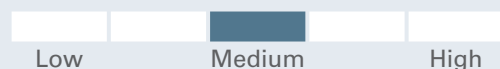
### Investment objective

Renaissance U.S. Equity Value Fund seeks to achieve long-term capital growth and to provide income by investing in a diversified portfolio consisting primarily of equity securities of issuers located in the United States and worldwide.

### Why invest?

Single ticket access to value oriented US equities

### Volatility & risk analysis



### Fund details - Class A

Fund code	ATL502
Inception date	Dec 17, 1998
Management expense ratio	2.17%
Min. investment	\$500
Load structure	Front End Charge

### Fund details - Class F

Fund code	ATL024
Inception date	Nov 3, 2005
Management expense ratio	0.96%
Min. investment	\$500
Load structure	No Sales or Redem
Total assets (\$Mil)	106.1

### Performance as at April 30, 2024

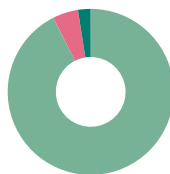
Annual return (%)	2014	2015	2016	2017	2018	2019	2020	2021	2022	2023	YTD
Class A	8.8	-2.8	5.4	14.0	-10.0	24.2	1.6	27.5	-7.2	9.9	4.7
Class F	10.7	-1.1	7.1	15.5	-8.9	25.7	2.8	29.1	-6.1	11.2	5.1

Trailing return (%)	1 mth	3 mths	6 mths	1 yr	2 yrs	3 yrs	5 yrs	10 yrs	SI
Class A	-2.9	4.7	16.2	13.2	6.9	5.4	8.4	6.8	4.7
Class F	-2.8	5.0	17.0	14.7	8.2	6.7	9.7	8.3	6.7

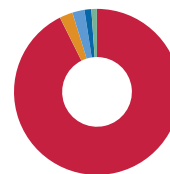
Dist. \$	Apr	Mar	Feb	Jan	Dec	Nov	Oct	Sep	Aug	Jul	Jun	May
Class A	-	-	-	-	-	-	-	-	-	-	-	-
Class F	-	-	-	-	0.1558	-	-	-	-	-	-	-

### Portfolio analysis as at April 30, 2024

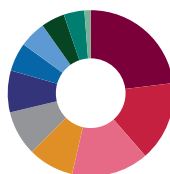
Investment Style: Bottom-up, value



Asset allocation*	(%)
U.S. Equity	92.64
International Equity	4.99
Cash and Equivalents	2.46



Geographic allocation*	(%)
United States	92.64
Ireland	2.56
Canada	2.37
Netherlands	1.33
Switzerland	1.09



Sector allocation	(%)
Financials	23.07
Health Care	15.55
Industrials	15.00
Information Technology	8.94
Energy	8.73
Consumer Discretionary	8.13
Consumer Staples	5.59
Materials	5.17
Communication Services	4.58
Utilities	4.03
Real Estate	1.21

## Renaissance U.S. Equity Value Fund (US\$)

### Investment managers

**J.P. Morgan Asset Management  
(Canada)**

Top holdings	(%)
Wells Fargo & Co. Com	2.77
ConocoPhillips Com	2.68
Cash & Equivalents	2.46
Chevron Corp. Com	2.23
Berkshire Hathaway Inc. Cl B New	2.16
Bank of America Corp. Com	2.13
Exxon Mobil Corp. Com	2.07
UnitedHealth Group Inc. Com	1.86
CSX Corp. Com	1.85
Morgan Stanley Com New	1.79

More holdings details	Total
Total Number of Holdings	92

For more information, please contact your CIBC Asset Management representative or visit [renaissanceinvestments.ca](http://renaissanceinvestments.ca)

## Renaissance U.S. Equity Value Fund (US\$)

\* Due to rounding, amounts presented herein may not add up precisely to the total.

Renaissance Investments is offered by CIBC Asset Management Inc. The views expressed in this document are the views of CIBC Asset Management Inc. and are subject to change at any time. CIBC Asset Management Inc. does not undertake any obligation or responsibility to update such opinions. This document is provided for general informational purposes only and does not constitute financial, investment, tax, legal or accounting advice nor does it constitute an offer or solicitation to buy or sell any securities referred to. Individual circumstances and current events are critical to sound investment planning; anyone wishing to act on this document should consult with his or her advisor. All opinions and estimates expressed in this document are as of the date of publication unless otherwise indicated, and are subject to change.

®Renaissance Investments is a registered trademark of CIBC Asset Management Inc. The material and/or its contents may not be reproduced without the express written consent of CIBC Asset Management Inc.

©2024 Data Front. All Rights Reserved. The information contained herein: (1) is proprietary to Data Front and/or its content providers; (2) may not be copied or distributed; and (3) is not warranted to be accurate, complete or timely. Neither Data Front nor its content providers are responsible for any damages or losses arising from any use of this information. Past performance is no guarantee of future results.

®Renaissance Investments is offered by and is a registered trademark of CIBC Asset Management Inc. All fund performance is reported net of fees, benchmark data is reported gross of fees. This may impact a direct comparison between the fund and its benchmark.