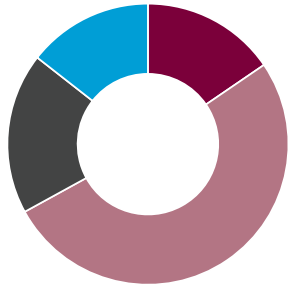


# CIBC Core Plus Fixed Income Pool

September 30, 2024

## Strategic asset allocation

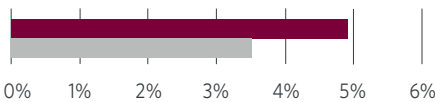


Short-term debt	15%
Canadian, global government and corporate debt	50%
High-yield and multi-sector debt	18%
Emerging markets debt and currency	14%

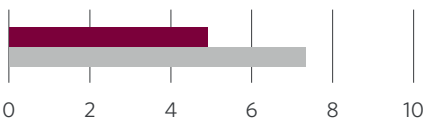
## Credit quality

AAA	14.3%	B	5.5%
AA	6.7%	<CCC	1.1%
A	17.5%	Non-rated	3.9%
BBB	33.6%	Global FX	3.0%
BB	9.7%		

## Yield to maturity



## Duration (years)



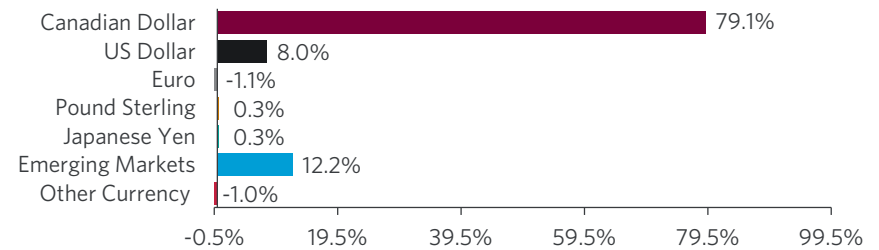
■ Core Plus Fixed Income Pool  
■ FTSE Canada Universe Bond Index

## A redefined core fixed income solution

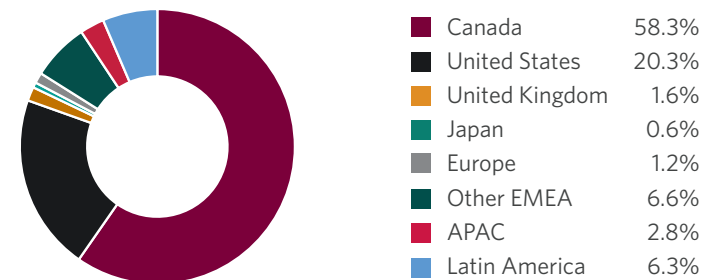
The CIBC Core Plus Fixed Income Pool is composed of a diverse mix of mutual funds and exchange-traded funds (ETFs) and is designed to deliver better risk adjusted returns and attractive yields.

- Largest exposure is to Canadian, global government and corporate debt to provide stability, yield and some capital appreciation.
- Exposure to short-term debt to reduce interest rate risk and manage duration relative to the FTSE Canada Universe Bond Index.
- Exposure to high-yield debt, emerging markets debt and currency to help enhance yield, diversification and capital appreciation.
- High-yield debt exposure will typically range between 15% and 25%.
- Tactical management is employed to adjust the asset mix over the short- to medium-term based on changes in the market outlook.

## Currency exposure



## Geographic exposure



Source: CIBC Asset Management & FTSE Global Debt Capital Markets Inc.  
Due to rounding, amounts presented herein may not add up precisely to the total.

Underlying funds	Strategic weight (%)	Current weight (%)	Inception Date	YTD	1 year	3 year	5 year	10 year	Since inception
<b>Short-Term Debt</b>	<b>14.0</b>	<b>15.1</b>							
CIBC Money Market Fund <sup>1</sup>	0.0	0.0	March 17, 2010	4.0%	5.4%	3.8%	2.6%	2.0%	1.7%
CIBC Short-term Income Fund <sup>1</sup>	10.0	9.1	January 4, 2010	5.3%	9.7%	2.0%	2.3%	2.3%	2.6%
CIBC Active Investment Grade Floating Rate Bond ETF <sup>2</sup>	4.0	6.0	January 22, 2019	4.0%	5.4%	3.7%	2.6%	n/a	2.5%
<b>Canadian, Global Government &amp; Corporate Debt</b>	<b>48.0</b>	<b>50.2</b>							
CIBC Canadian Bond Fund <sup>1</sup>	10.0	13.6	January 7, 2010	5.1%	13.9%	0.3%	1.2%	2.9%	4.0%
CIBC Canadian Fixed Income Private Pool <sup>1</sup>	7.0	14.4	March 15, 2005	4.7%	13.5%	0.2%	1.2%	2.7%	4.1%
CIBC Active Investment Grade Corporate Bond ETF <sup>2</sup>	19.0	17.1	January 22, 2019	6.2%	14.4%	1.3%	2.2%	n/a	3.2%
CIBC Global Bond Private Pool <sup>1</sup>	12.0	5.1	March 15, 2005	2.7%	10.4%	-0.7%	0.3%	3.1%	3.9%
<b>High-Yield and Multi-Sector Debt</b>	<b>19.0</b>	<b>20.1</b>							
CIBC Global Credit Fund	3.0	3.0	June 8, 2022	6.1%	14.5%	n/a	n/a	n/a	5.4%
Renaissance High-yield Bond Fund <sup>1</sup>	5.5	4.6	November 14, 2007	6.7%	13.3%	2.1%	3.1%	4.3%	5.4%
Renaissance Floating Rate Income Fund <sup>3</sup>	2.0	5.0	June 2, 2014	7.1%	10.8%	5.9%	5.6%	5.0%	5.0%
Renaissance Flexible Yield Fund <sup>3</sup>	2.5	1.1	May 3, 2016	7.1%	10.6%	1.7%	2.7%	n/a	3.5%
Ares Strategic Income Fund <sup>4</sup>	3.0	1.9	December 5, 2022	7.2%	11.1%	n/a	n/a	n/a	11.7%
CIBC Alternative Credit Strategy <sup>1</sup>	3.0	4.5	November 21, 2022	7.3%	10.1%	n/a	n/a	n/a	7.7%
<b>Emerging Markets Debt &amp; Currency</b>	<b>19.0</b>	<b>14.3</b>							
iShares J.P. Morgan EM Corporate Bond ETF <sup>5</sup>	6.0	3.2	April 17, 2012	10.6%	14.2%	2.7%	2.5%	5.3%	6.2%
CIBC Emerging Markets Local Currency Bond Fund <sup>1</sup>	6.0	8.2	November 16, 2022	5.8%	12.3%	n/a	n/a	n/a	11.8%
CIBC Active Global Currency Pool	7.0	3.0	October 31, 2017	-0.4%	0.0%	2.8%	2.5%	n/a	2.7%

Source: CIBC Asset Management Inc., Morningstar Direct<sup>1</sup> & [www.areswms.com](http://www.areswms.com). As at September 30, 2024. Returns calculated in CAD. Due to rounding, amounts presented herein may not add up precisely to the total.

<sup>1</sup> Returns are gross of fees - Class O.

<sup>2</sup> New ETF.

<sup>3</sup> Returns are gross of fees - Class OH (Hedged).

<sup>4</sup> Class I - As of August 31, 2024.

<sup>5</sup> Returns are net of fees.

† 2024 Morningstar Research Inc. All Rights Reserved. The information contained herein: (1) is proprietary to Morningstar and/or its content providers; (2) may not be copied or distributed; and (3) is not warranted to be accurate, complete, or timely. Neither Morningstar nor its content providers are responsible for any damages or losses arising from any use of this information. Past performance is no guarantee of future results.

FTSE Global Debt Capital Markets Inc. ("FTDCM"), FTSE International Limited ("FTSE"), the London Stock Exchange Group companies (the "Exchange") or TSX INC. ("TSX" and together with FTDCM, FTSE and the Exchange, the "Licensor Parties"). The Licensor Parties make no warranty or representation whatsoever, expressly or impliedly, either as to the results to be obtained from the use of the FTSE Canada Universe Bond Index (CAD) ("the Index") and/or the figure at which the said Index stands at any particular time on any particular day or otherwise. The Index is compiled and calculated by FTSEDCM and all copyright in the Index values and constituent lists vests in FTDCM. The Licensor Parties shall not be liable (whether in negligence or otherwise) to any person for any error in the Index and the Licensor Parties shall not be under any obligation to advise any person of any error therein. "FTSE®" is a trade mark of the FTSE International Limited and is used by FTDCM under license.

This material is provided for general informational purposes only and does not constitute financial, investment, tax, legal or accounting advice nor does it constitute an offer or solicitation to buy or sell any securities referred to.

Commissions, trailing commissions, management fees and expenses all may be associated with mutual fund investments. Please read the simplified prospectus before investing. To obtain a copy of the simplified prospectus, call [1888 888-FUND \(3863\)](tel:18888883863). Alternatively, you may obtain a copy from your advisor. Any information or discussion about the current characteristics of this mutual fund or how the portfolio manager is managing the mutual fund that is supplementary to information in the prospectus is not a discussion about material investment objectives or strategies, but solely a discussion of the current characteristics or manner of fulfilling the investment objectives and strategies, and is subject to change without notice. Mutual fund securities are not covered by the Canada Deposit Insurance Corporation or by any other government deposit insurer, nor are they guaranteed. The indicated rates of return are the historical annual compounded total returns as at September 30, 2024 including changes in unit value and reinvestment of all distributions, but do not take into account sales, redemption, distribution or optional charges or income taxes payable by any unitholder that would have reduced returns.

There can be no assurance that a money market fund will be able to maintain its net asset value per unit at a constant amount or that the full amount of your investment will be returned to you. For money market funds, the performance data provided assumes reinvestment of distributions only but does not take into account sales, redemption, distribution or optional charges or income taxes payable by any unitholder that would have reduced returns.

Ares Strategic Income Fund is a prospectus exempt fund and is not subject to the same regulatory requirements as publicly offered investment funds offered by way of prospectus. This material does not form part of an offering document and does not constitute an offer to sell, or a solicitation of an offer to purchase, any securities of the fund. Any such offer or solicitation may only be made through, and in accordance with, the terms of the subscription agreement and confidential offering memorandum of the fund (collectively, the "Offering Document"), and the constating documents of the fund.

The CIBC Alternative Credit Strategy fund is permitted to invest in certain assets and employ alternative investment strategies generally prohibited by conventional mutual funds. The CIBC Alternative Credit Strategy fund may use leverage through the use of derivatives, short sales, and/or borrowing within prescribed limits. The fund may also use derivatives for currency management purposes. The fund's use of derivatives may introduce leverage into the fund. Leverage occurs when the fund's notional exposure to underlying assets is greater than the amount invested and is an investment technique that can magnify gains and losses.

CIBC ETFs are managed by CIBC Asset Management Inc. ("CAM"), a subsidiary of Canadian Imperial Bank of Commerce. Commissions, management fees and expenses all may be associated with investments in exchange traded funds (ETFs). Please read the CIBC ETFs prospectus and ETF Facts document before investing. To obtain a copy, call [1888 888-3863](tel:18888883863), ask your advisor or visit [CIBC.com/etfs](http://CIBC.com/etfs). ETFs are not guaranteed, their values change frequently and past performance may not be repeated.

Past performance may not be repeated and is not indicative of future results.

Renaissance Investments are offered by CIBC Asset Management Inc. ®Renaissance Investments is a registered trademark of CIBC Asset Management Inc.

CIBC Asset Management and the CIBC logo are trademarks of Canadian Imperial Bank of Commerce (CIBC), used under license.

The material and/or its contents may not be reproduced without the express written consent of CIBC Asset Management Inc.